



ಬೃಹತ್ ಬೆಂಗಳೂರು ಮಹಾನಗರ ಪಾಲಿಕೆ
Bruhat Bengaluru Mahanagara Palike



BBMP COVID-19 WAR ROOM BULLETIN – 22.06.2021

BBMP / COVID-19 WAR ROOM / BULLETIN – 456/ 22.06.2021 / #BBMPfightsCOVID19



ABSTRACT OF COVID-19 CASES IN BENGALURU

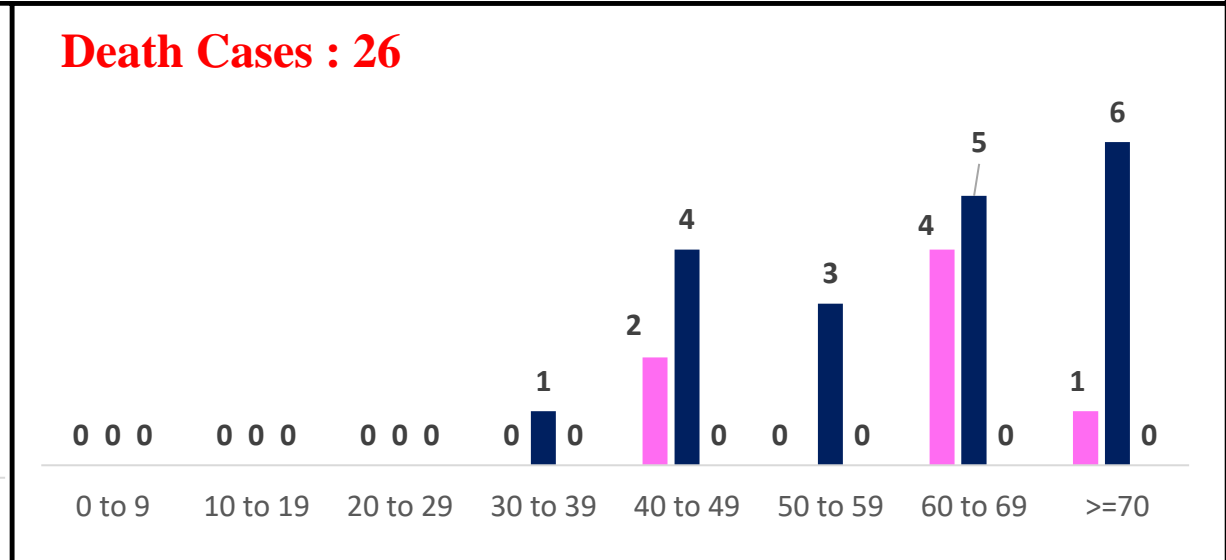
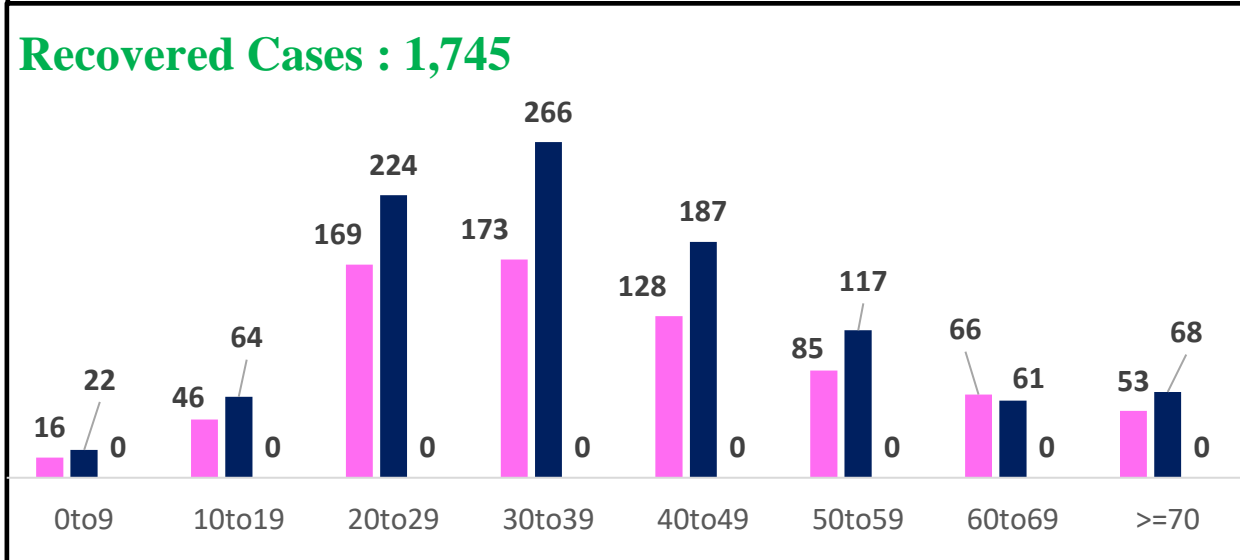
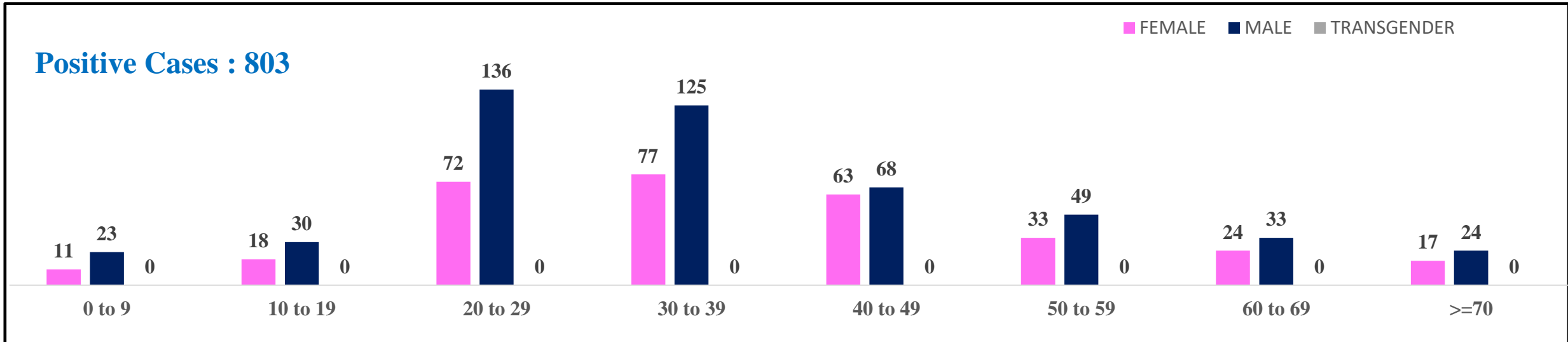


	MALE	FEMALE	TRANSGENDER	MALE	FEMALE	TRANSGENDER	TOTAL	
	Last 24 Hours	Last 24 Hours	Last 24 Hours	Cumulative	Cumulative	Cumulative	Last 24 Hours	Cumulative
Positive Cases	488	315	0	7,21,361	4,85,605	130	803	12,07,096
Recovered Cases	1,009	736	0	6,70,136	4,52,020	96	1,745	11,22,252
Death Cases	19	7	0	9,829	5,667	4	26*	15,500
Total Tests Done	In Last 24 hrs : 70,966					Cumulative : 1,42,52,009		
ACTIVE CASES					69,344			

* Covid deaths occurred today : 14 | Covid deaths occurred beyond last 24 hours, reported today : 12



LAST 24 HOURS AGE GROUP AND GENDER WISE DISTRIBUTION





SNAPSHOT OF BENGALURU COVID-19 CASES IN LAST 8 WEEKS



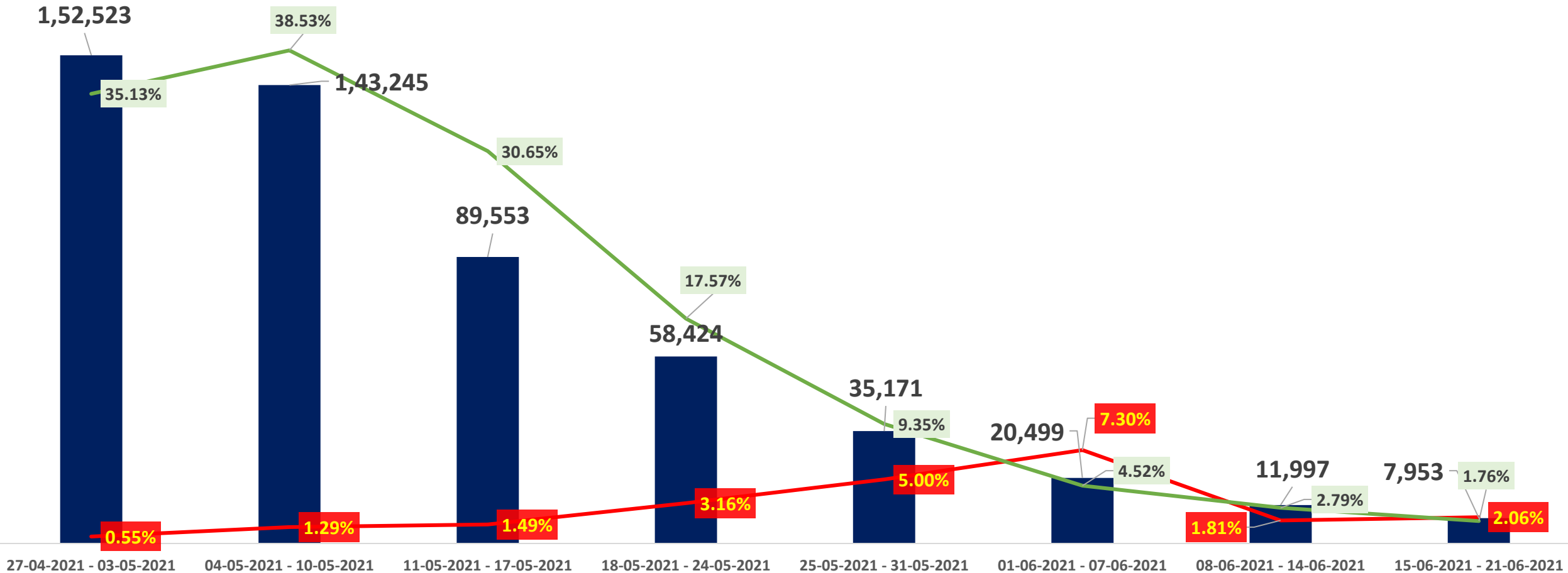
	27/04/21 TO 03/05/21	04/05/21 TO 10/05/21	11/05/21 TO 17/05/21	18/05/21 TO 24/05/21	25/05/21 TO 31/05/21	01/06/21 TO 07/06/21	08/06/21 TO 14/06/21	15/06/21 TO 21/06/21
Total Positive Cases	1,52,523	1,43,245	89,553	58,424	35,171	20,499	11,997	7,953
Total Recovered Cases	56,191	80,416	1,09,954	1,77,995	1,09,241	60,740	30,550	21,640
Total Death Cases	846	1,845	1,331	1,845	1,759	1,496	217	164
Case Fatality Rate	0.55%	1.29%	1.49%	3.16%	5.00%	7.30%	1.81%	2.06%
Total Tests Conducted	4,34,125	3,71,799	2,92,210	3,32,487	3,76,211	4,53,838	4,29,953	4,50,888
Positivity Rate	35.13%	38.53%	30.65%	17.57%	9.35%	4.52%	2.79%	1.76%



POSITIVITY AND MORTALITY RATE OF BENGALURU – LAST 8 WEEKS

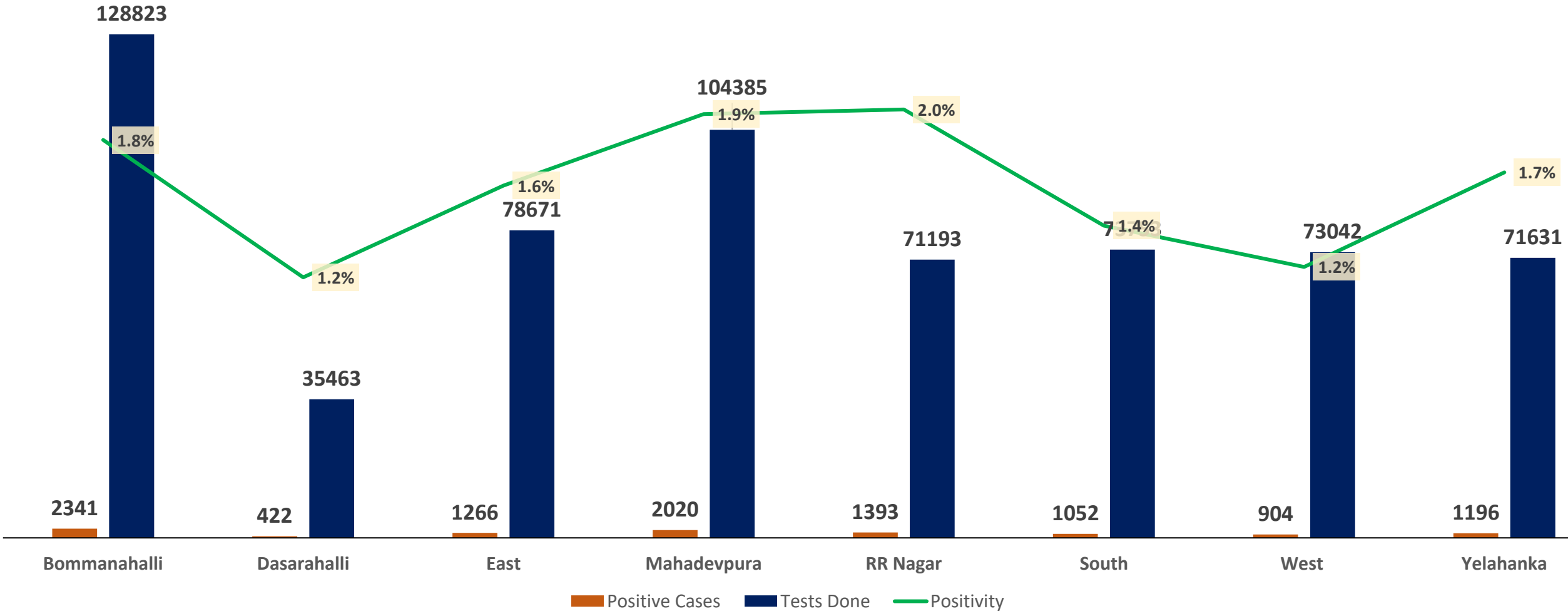


■ Total Positive Cases — Case Fatality Rate — Positivity Rate



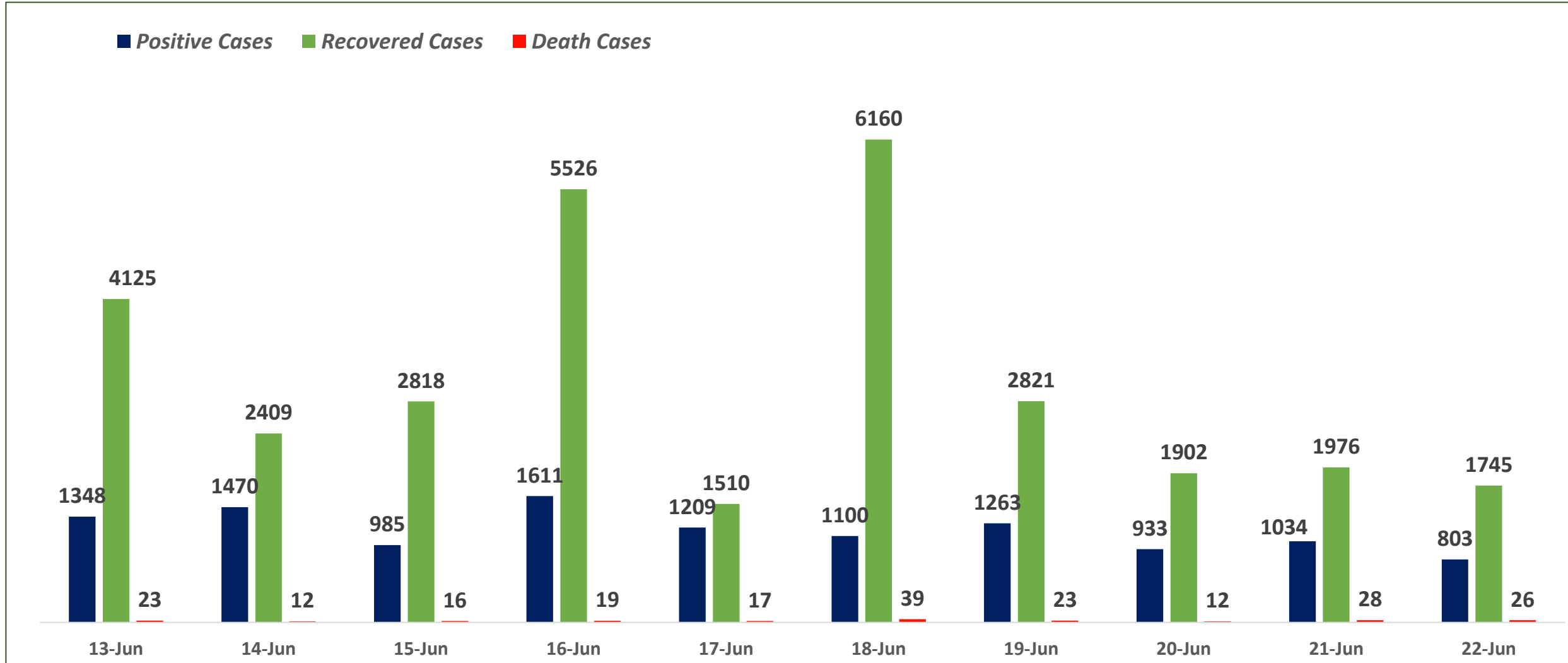


ZONE WISE POSITIVITY TREND IN LAST 10 DAYS





SNAPSHOT OF POSITIVE, RECOVERED AND DEATH CASES OVER LAST 10 DAYS ACROSS BBMP ZONES

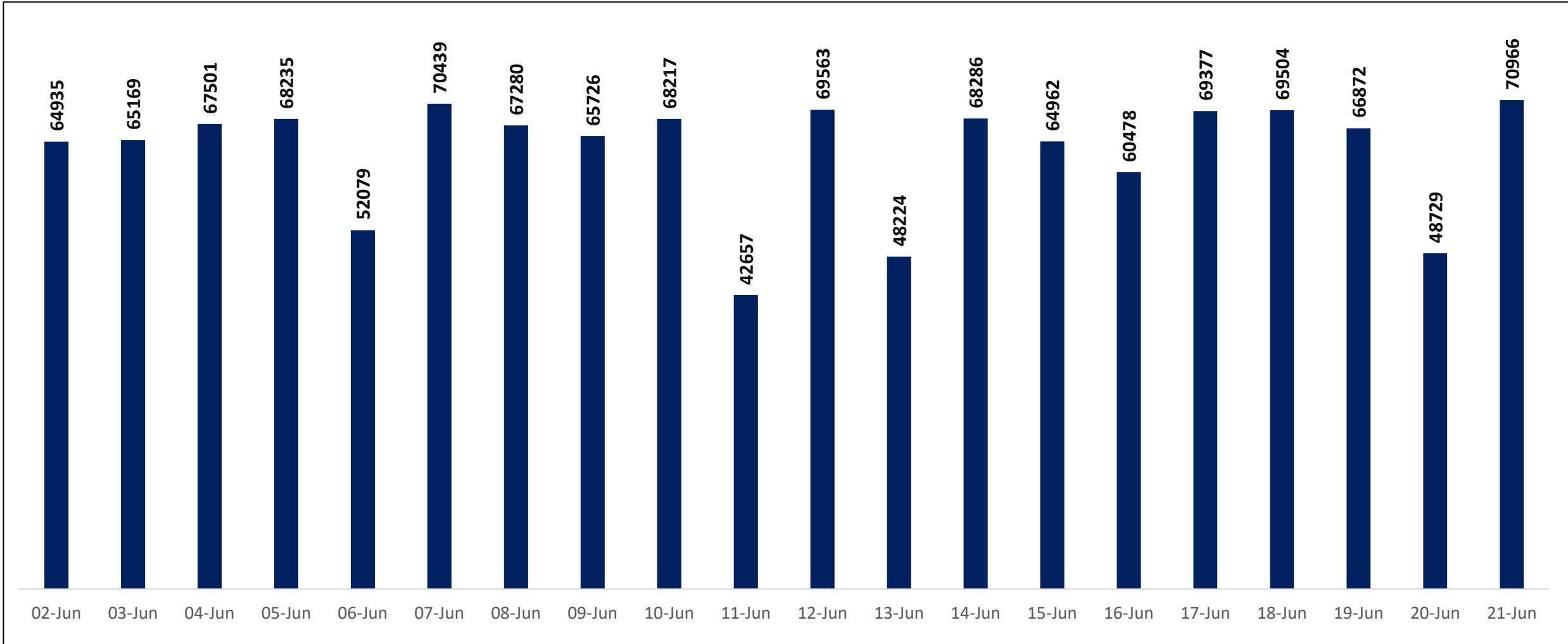




TESTING TRENDS IN BENGALURU



Total Test Conducted Till Date	Test Conducted Last 24 hours
1,42,52,009	70,966



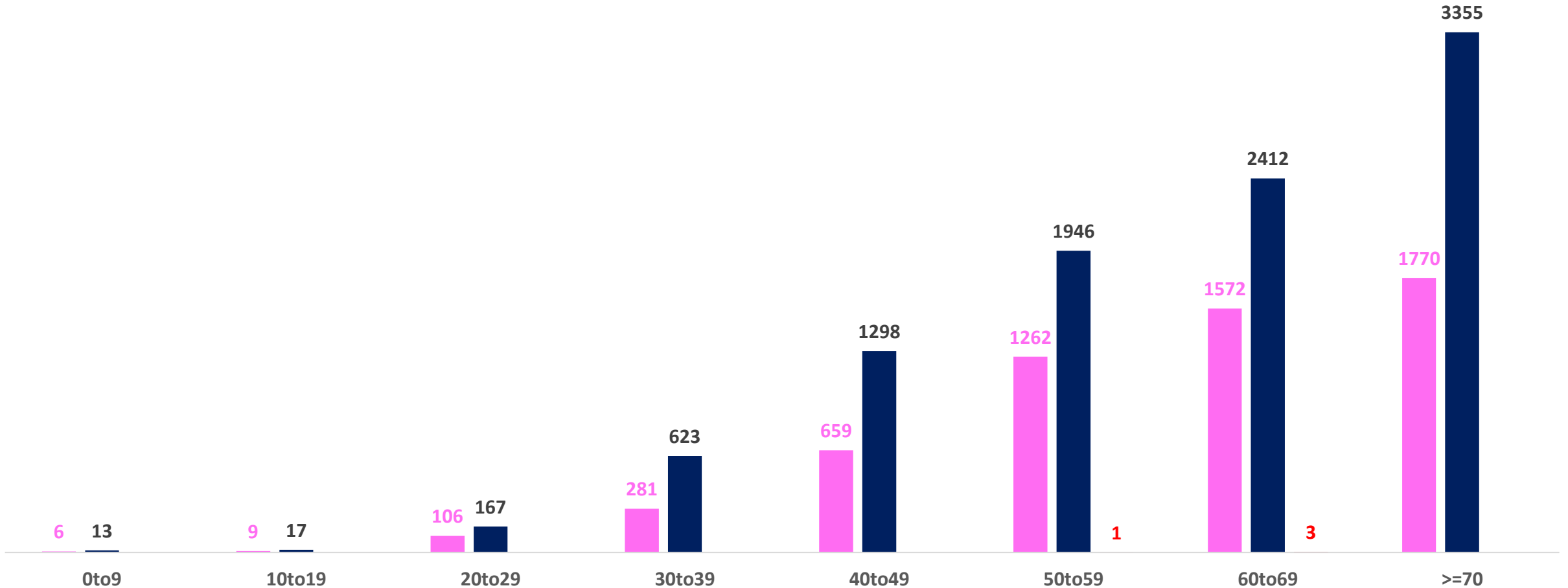


AGE AND GENDER WISE DISTRIBUTION OF DEATH CASES



Death Cases: 15,500

Female Male Transgender

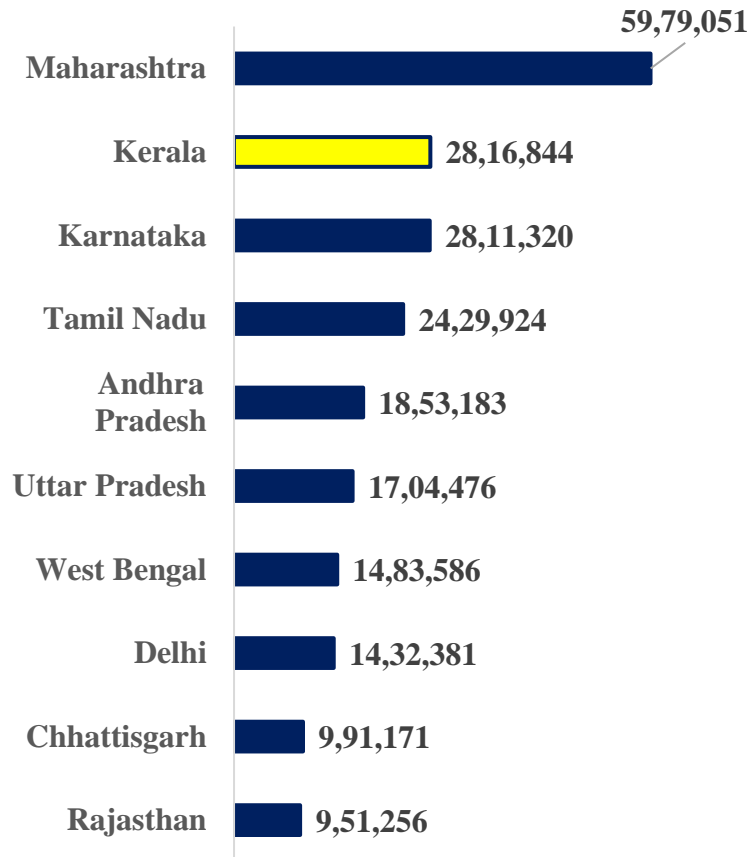




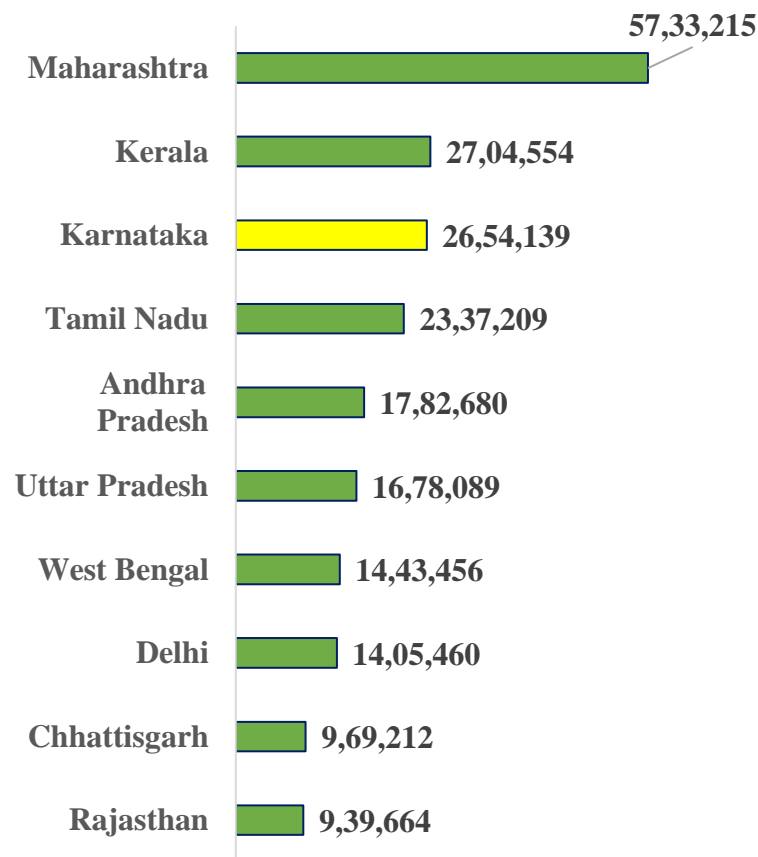
TOP 10 COVID19 AFFECTED INDIAN STATES



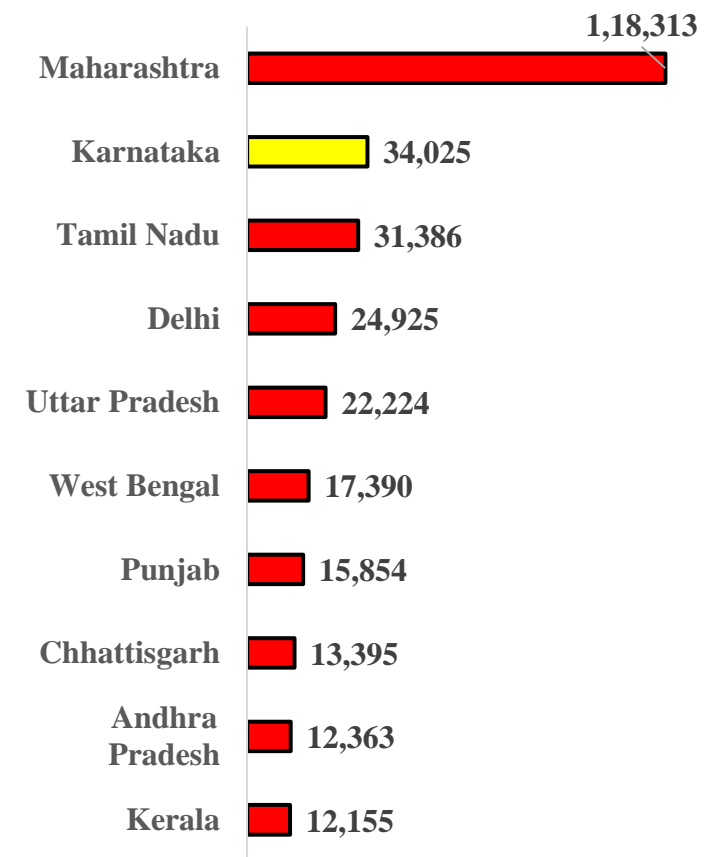
Total Positive Cases



Total Recovered Cases



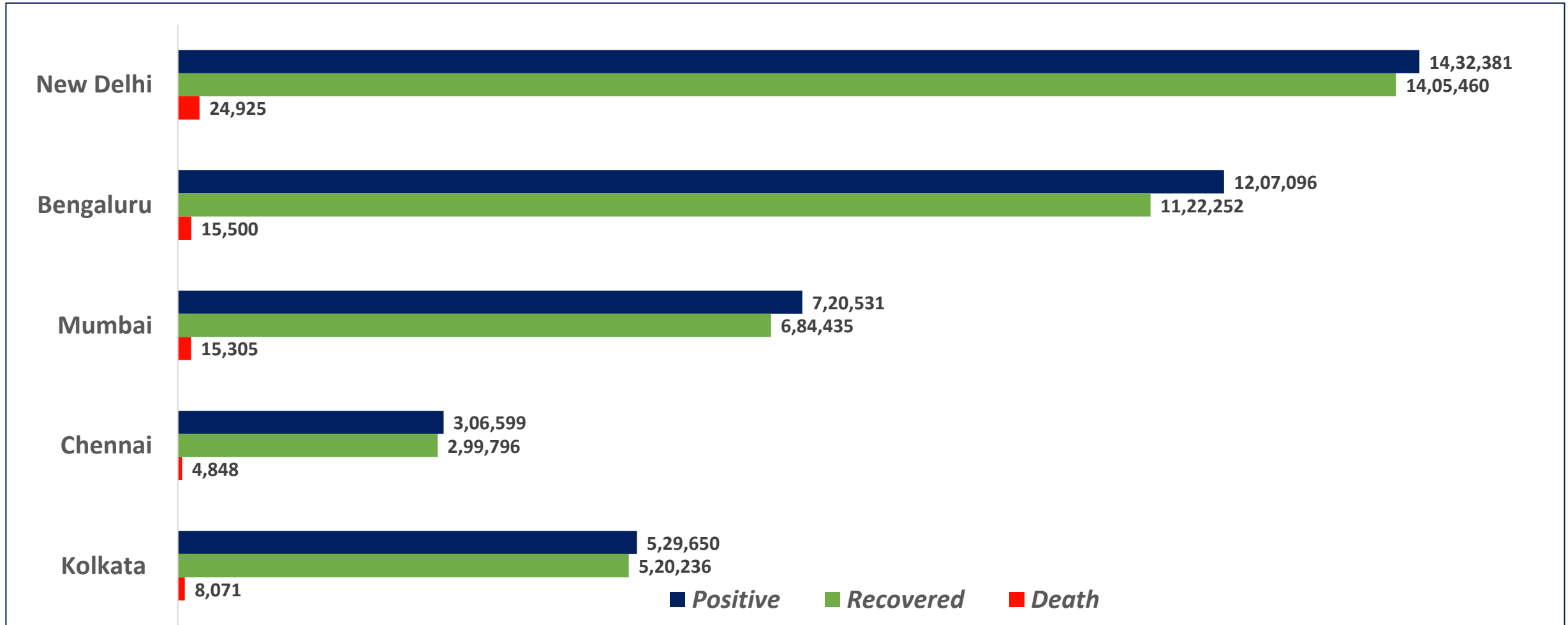
Total Death Cases



Source : <https://www.covid19india.org/> at 6:30 pm (22.06.2021)



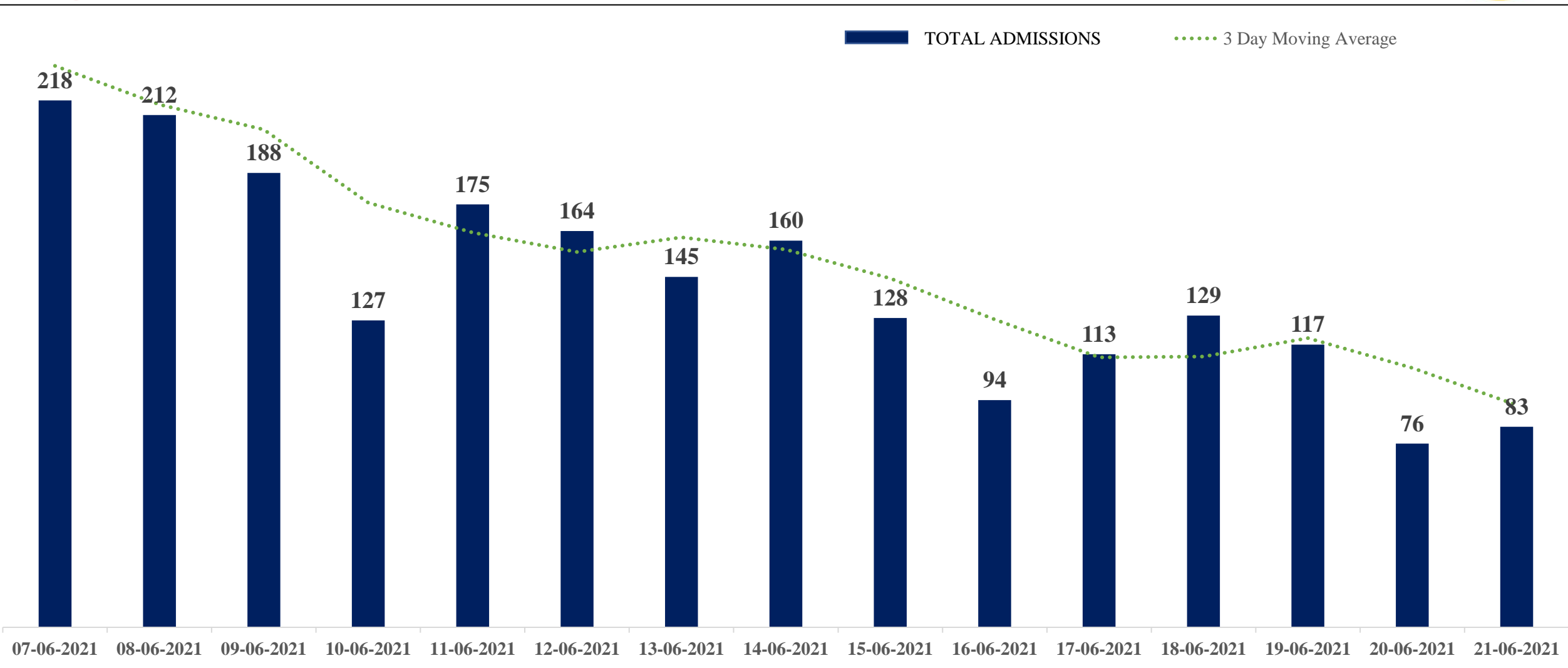
BENGALURU AND OTHER METROPOLITIAN CITIES



Source : <https://www.covid19india.org/> at 6:30 pm (22.06.2021)



HOSPITAL ADMISSIONS LAST 15 DAYS TREND



* Numbers as per Central Hospital Bed Management System (CHBMS)

* Only Fresh Admissions considered



CCC/TRIAGE CENTRE REPORT – 22.06.2021

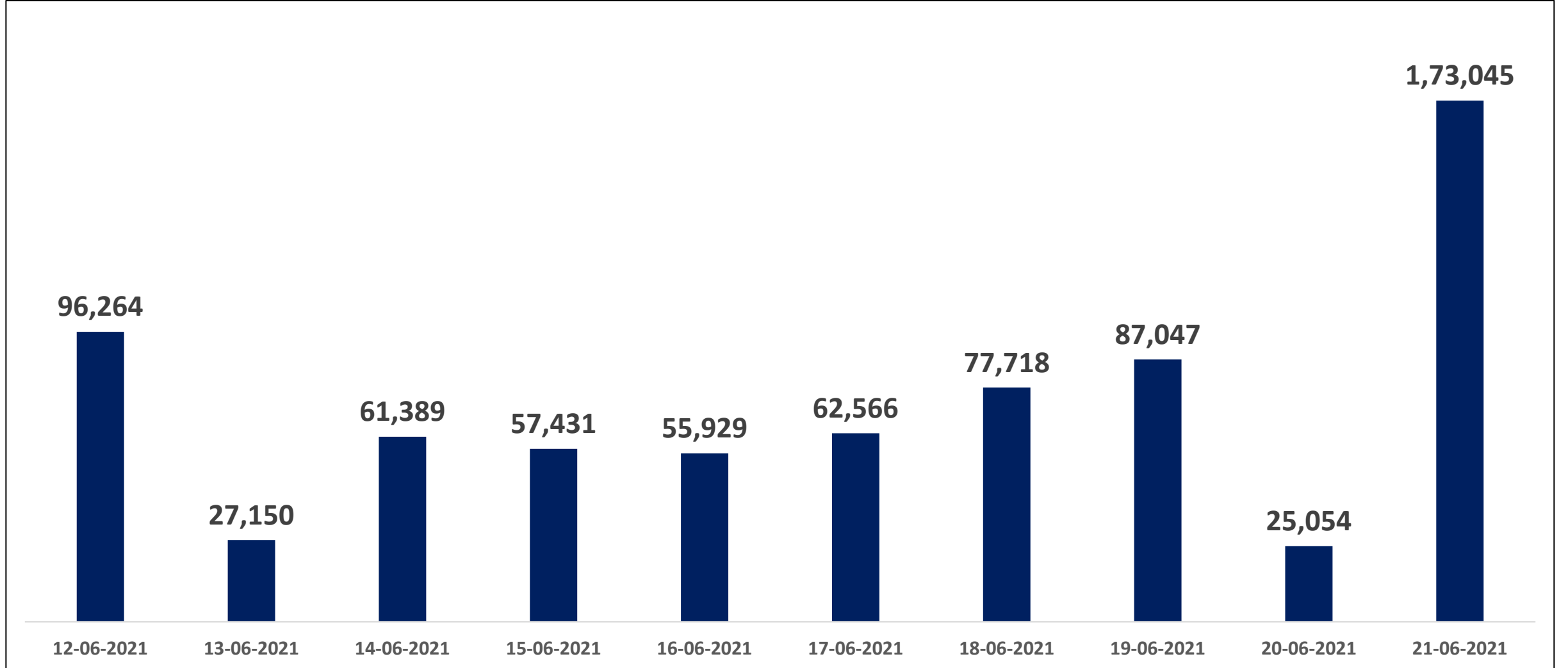


ZONE NAME	Total Triage Centres	Triage Details Breakup				Of Today's Triage, Patient Recommended for		
		Triaged till Previous Day	Today's Walk In Triage	Today's MTU Triage	Total Triaged Today	Home Isolation	CCC / MH	Hospital
BOMMANAHALLI	0	798	0	0	0	0	0	0
DASARAHALLI	2	882	7	0	7	2	5	0
EAST	2	426	0	0	0	0	0	0
MAHADEVAPURA	2	1089	8	0	8	1	3	4
RR NAGAR	3	2256	14	5	19	18	1	0
SOUTH	3	1906	7	0	7	6	0	1
WEST	2	654	1	0	1	1	0	0
YELAHANKA	3	1078	0	23	23	21	0	2
TOTAL	17	9089	37	28	65	49	9	7

* data as on 04:00 PM (22.06.2021)



TOTAL VACCINATION DOSES ADMINISTERED IN LAST 10 DAYS





COVID BED STATUS AS ON 22.06.2021



SR. NO.	Facility Type	No. of Hospital	Total Allocated Beds for C+ Patients					Occupied Beds for C+ Patients					Net Available Beds for C+ Patients				
			Gen Beds	HDU	ICU Beds	ICU-V	Total	Gen Beds	HDU	ICU Beds	ICU-V	Total	Gen Beds	HDU	ICU Beds	ICU-V	Total
1	Government Medical Colleges	4	20	621	53	76	770	1	65	23	17	106	19	556	30	59	664
2	Government Hospitals	17	694	228	65	162	1,149	131	67	11	62	271	563	161	54	100	878
3	Private Medical Colleges	12	792	936	136	203	2,067	24	98	43	78	243	768	838	93	125	1,824
4	Private Hospitals	144	1,554	1,022	337	221	3,134	256	238	117	125	736	1,298	784	220	96	2,398
5	Covid Care Centre	17	300	764	-	-	1,064	236	228	-	-	464	64	536	-	-	600
Total Beds		194	3,360	3,571	591	662	8,184	648	696	194	282	1,820	2,712	2,875	397	380	6,364



SNAPSHOT OF COVID-19 CASES IN BENGALURU URBAN



**Total Wards With
>100 Cases* :
33**

**Tests Conducted
On 21.06.2021:
70,966**

**Recovery
Rate:
92.97%**

**Total
Active Cases :
69,344**

**Total Vaccinated on
21.06.2021:
1,73,045**

**Positivity
Rate* :
1.76%**

**Active
Rate:
5.74%**

**Case
Fatality Rate* :
2.06%**



*Total positive cases In the past 10 days

*CFR and positivity is for Past 7 days



ಬೃಹತ್ ಬೆಂಗಳೂರು ಮಹಾನಗರ ಪಾಲಿಕೆ
Bruhat Bengaluru Mahanagara Palike



Download BBMP Bulletin	https://apps.bbmpgov.in/covid19/mediabulletin.php
For BBMPCovid19 Bed Status:	https://apps.bbmpgov.in/covid19/en/Bedstatus.php
To register for vaccination :	https://selfregistration.cowin.gov.in/
BBMP COVID19 Dashboard:	https://apps.bbmpgov.in/covid19/
Follow us on:	 www.facebook.com/bbmp.comm1/
	 twitter.com/BBMPCOMM

Issued by:

Honorable Chief Commissioner, BBMP
Special Commissioner Health & IT, BBMP
MD, Bengaluru Smart City Limited

THANK YOU !

