



ಬೃಹತ್ ಬೆಂಗಳೂರು ಮಹಾನಗರ ಪಾಲಿಕೆ
Bruhat Bengaluru Mahanagara Palike



BBMP COVID-19 WAR ROOM 19.01.2022



ABSTRACT OF COVID-19 CASES IN BENGALURU



	MALE	FEMALE	TRANSGENDER	MALE	FEMALE	TRANSGENDER	TOTAL	
	Last 24 Hours	Last 24 Hours	Last 24 Hours	Cumulative	Cumulative	Cumulative	Last 24 Hours	Cumulative
Positive Cases	14,362	9,772	1	8,80,478	6,01,834	172	24,135	14,82,484
Recovered Cases	10,178	7,902	1	7,63,365	5,18,117	154	18,081	12,81,636
Death Cases	4	1	0	10,432	6,035	4	5*	16,471
Total Tests Done	In Last 24 hrs : 1,09,506					Cumulative : 2,55,42,594		
ACTIVE CASES					1,84,377			

*Covid deaths occurred today : 00 | Covid deaths occurred beyond last 24 hrs., reported today : 05

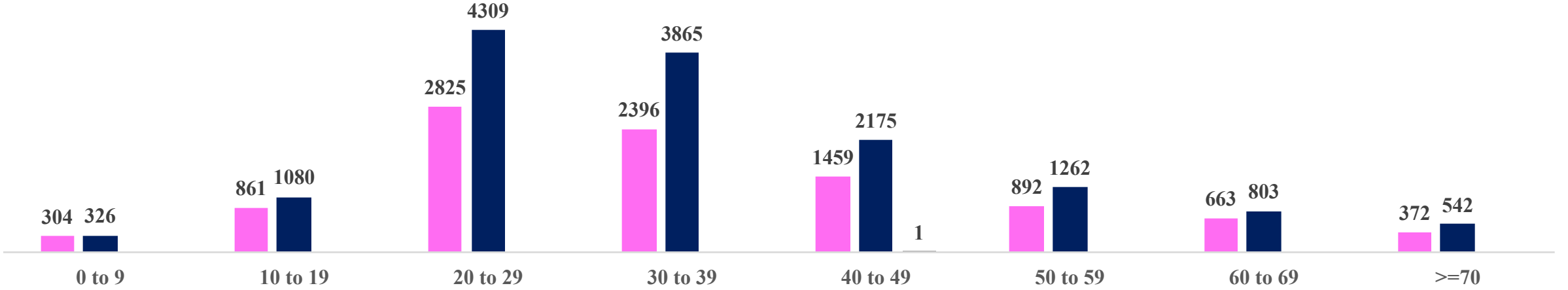


LAST 24 HOURS AGE GROUP AND GENDER WISE DISTRIBUTION

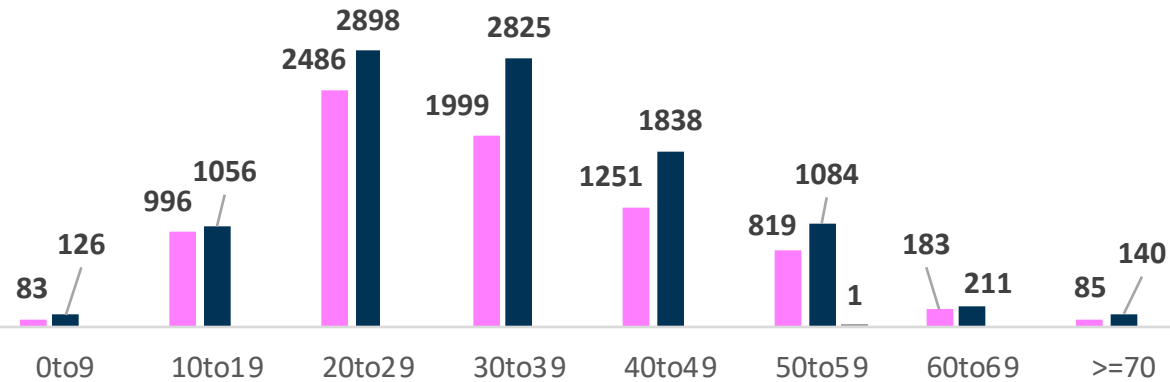


Positive Cases : 24,135

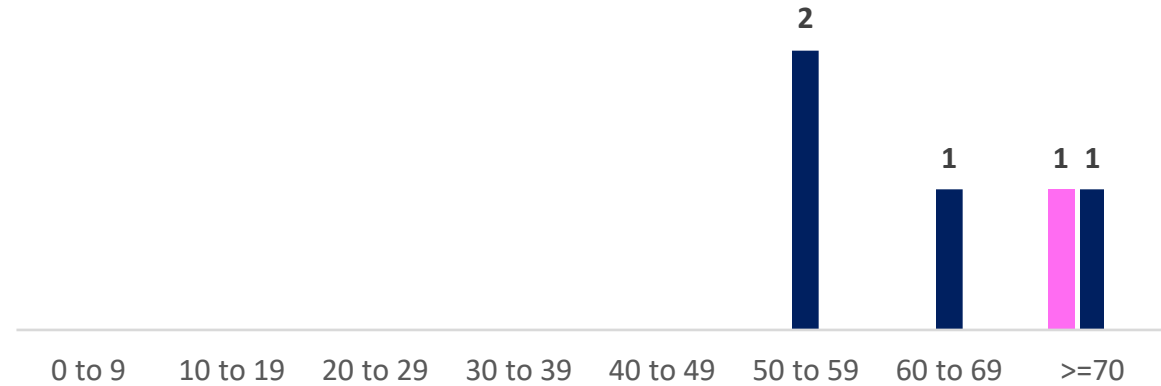
FEMALE MALE TRANSGENDER



Recovered Cases : 18,081



Death Cases : 5





SNAPSHOT OF BENGALURU COVID-19 CASES IN LAST 8 WEEKS



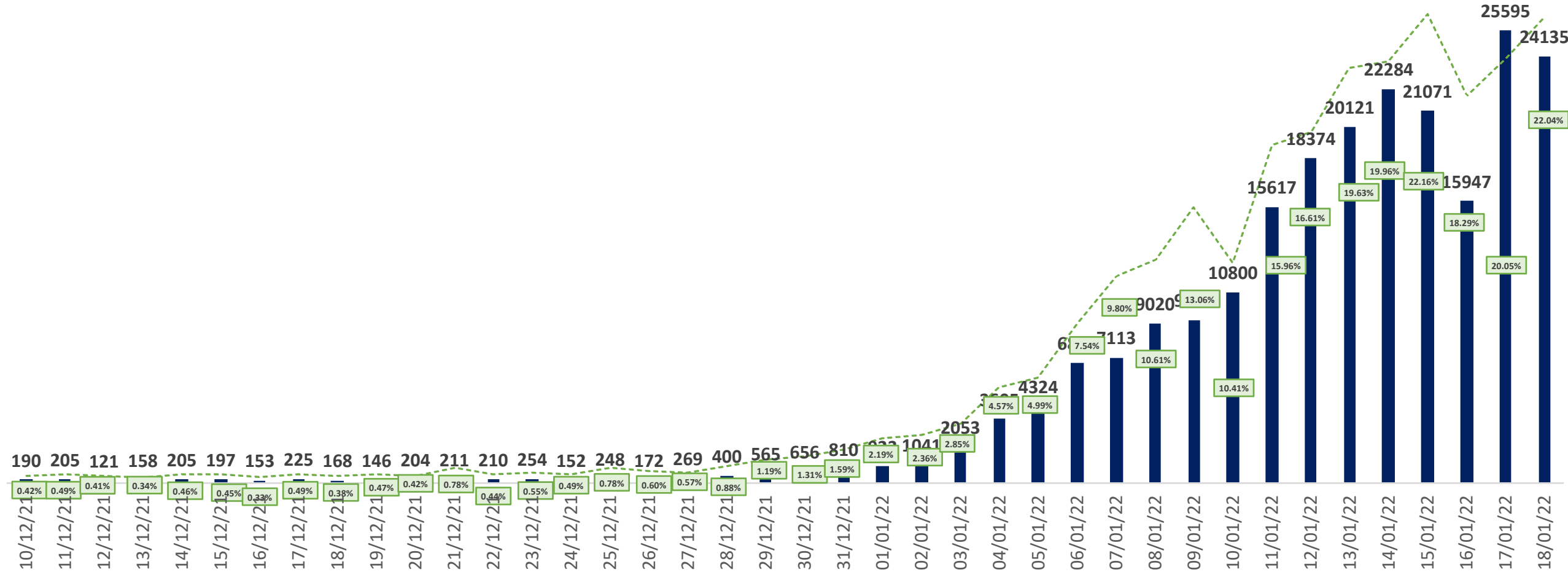
	24-11-2021 To 30-11-2021	01-12-2021 To 07-12-2021	08-12-2021 To 14-12-2021	15-12-2021 To 21-12-2021	22-12-2021 To 28-12-2021	29-12-2021 To 04-01-2021	05-01-2021 To 11-01-2022	12-01-2022 To 18-01-2022
Total Positive Cases	1,177	1,502	1,269	1,304	1,705	9,653	62,907	1,47,527
Total Recovered Cases	1,357	976	1,116	1,128	1,043	1,258	3,995	36,767
Total Death Cases	12	16	18	6	14	21	20	37
Case Fatality Rate	1.02%	1.07%	1.42%	0.46%	0.82%	0.22%	0.03%	0.03%
Total Tests Conducted	2,36,097	3,06,970	3,03,009	2,86,093	2,77,131	3,85,806	6,06,819	7,44,241
Positivity Rate	0.50%	0.49%	0.42%	0.46%	0.62%	2.50%	10.37%	19.82%



POSITIVITY RATE OF BENGALURU – LAST 40 DAYS

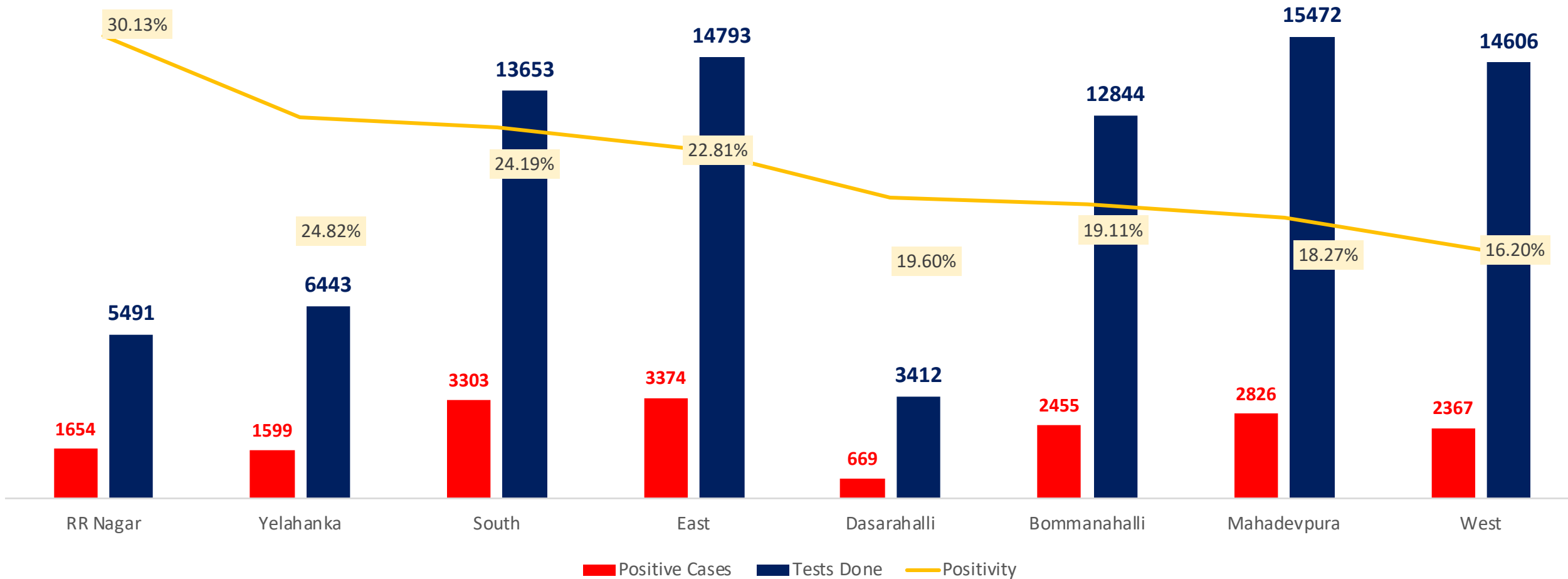


Positive Cases Positivity



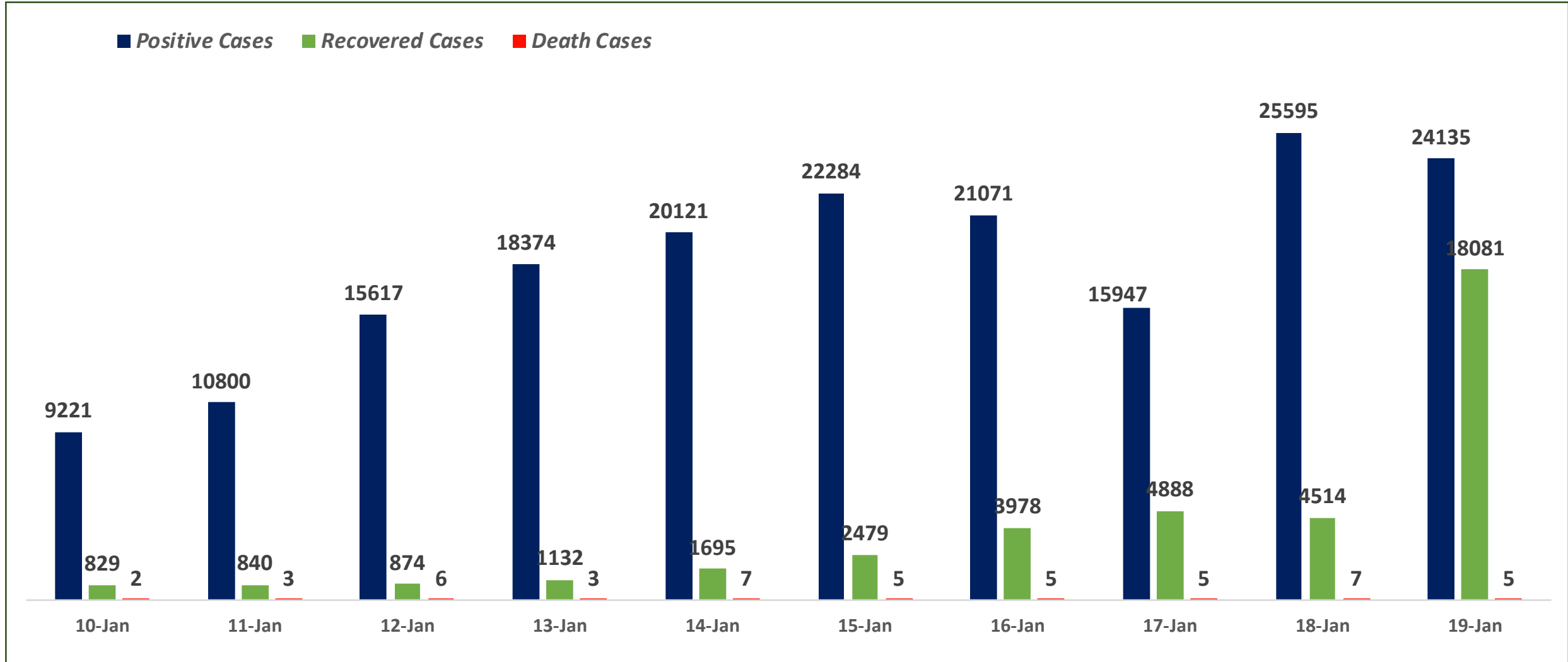


ZONE WISE AVERAGE POSITIVITY TREND FOR LAST 7 DAYS





SNAPSHOT OF POSITIVE, RECOVERED AND DEATH CASES OVER LAST 10 DAYS ACROSS BBMP ZONES

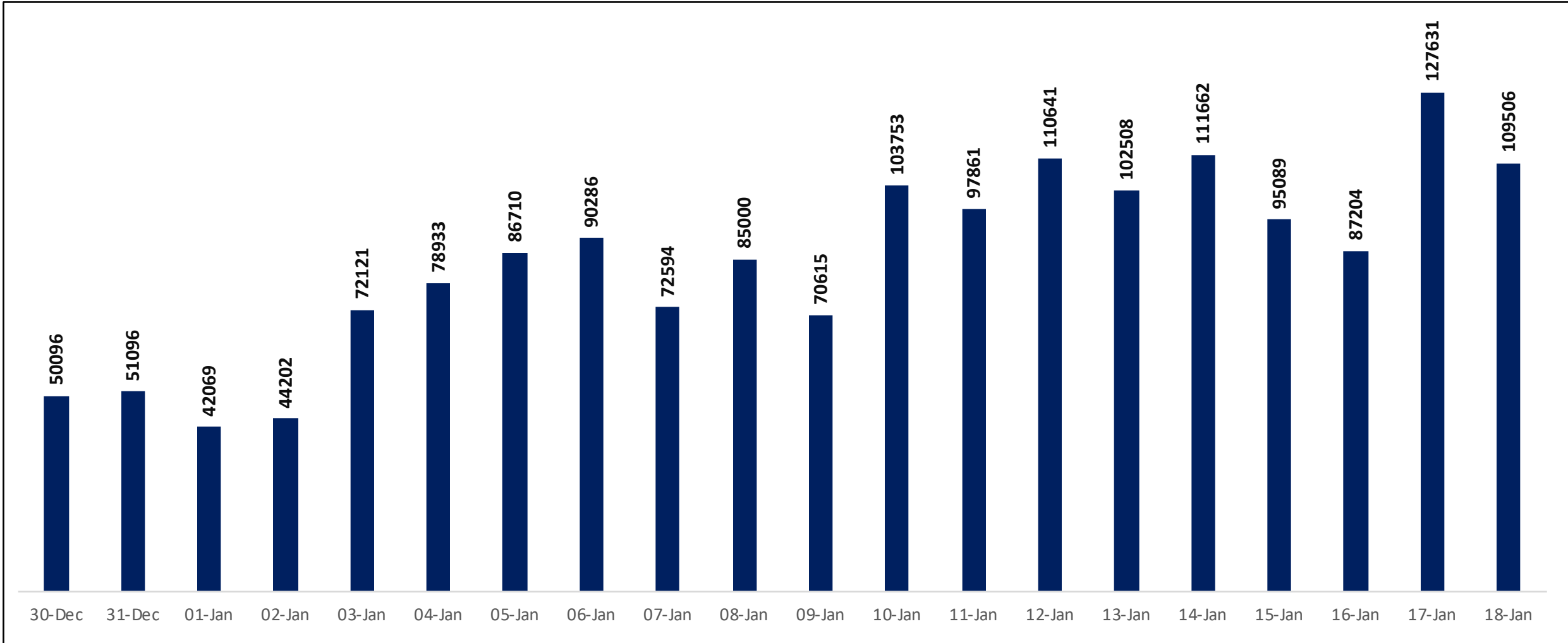




TESTING TRENDS IN BENGALURU

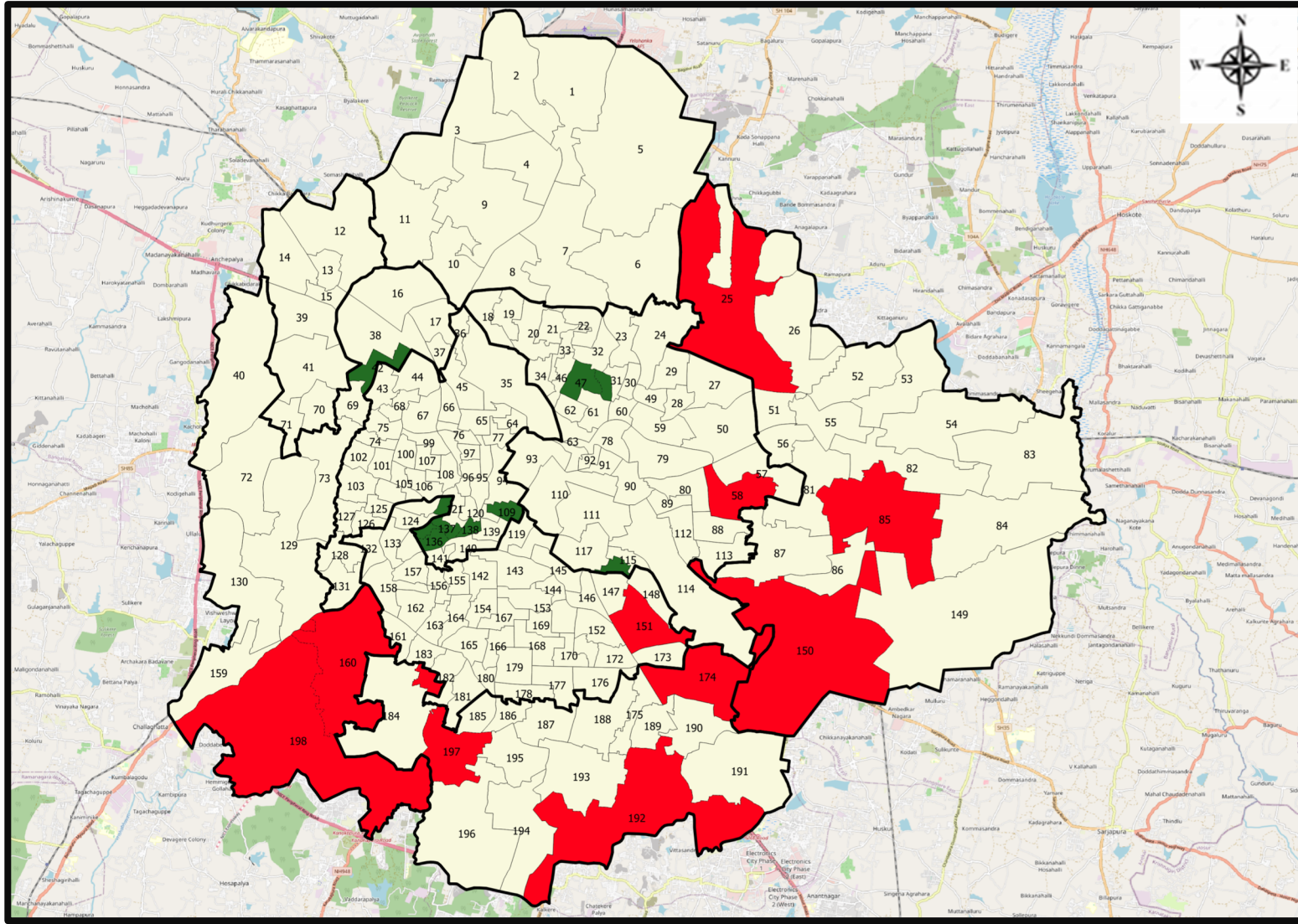


Total Test Conducted Till Date	Test Conducted Last 24 hours
2,55,42,594	1,09,506





BENGALURU URBAN MAP SHOWING TREND OF POSITIVE CASES IN LAST 7 DAYS



Top 10 wards reporting highest number of positive cases in last 7 days

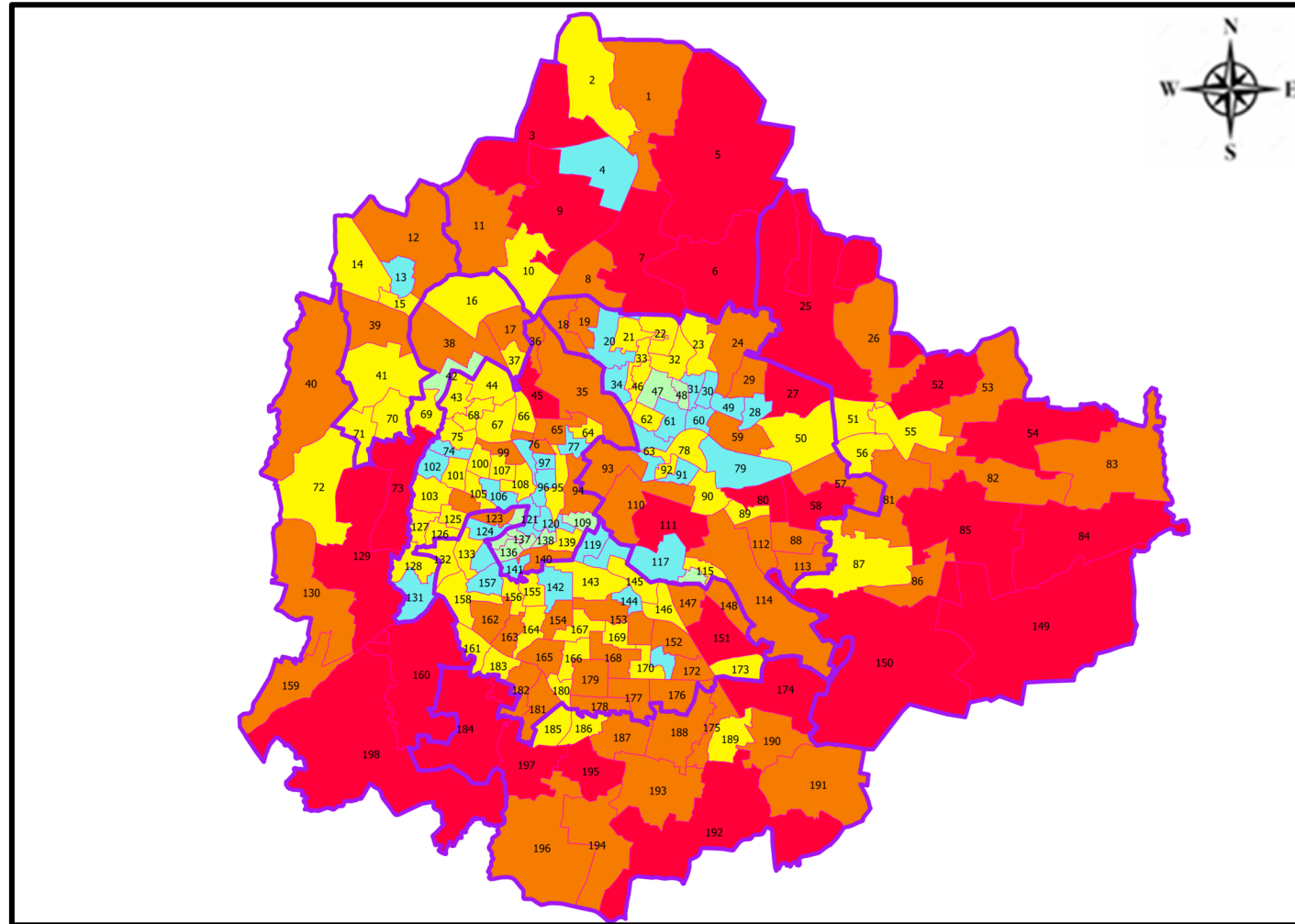
Ward No.	Ward Name	Daily Cases Average
150	Bellanduru	491
192	Begur	309
58	New Tippasandra	295
174	HSR Layout	276
25	Horamavu	266
160	Rajarajeshwari Nagar	264
85	Dodda Nekkundi	251
198	Hemmigepura	250
151	Koramangala	245
197	Vasanthpura	244







Top 10 wards reporting least number of positive cases in last 7 days

Ward No.	Ward Name	Daily Cases Average
48	Muneshwara Nagar	6
138	Chalavadipalya	6
135	Padarayanapura	7
42	Lakshmi Devi Nagar	7
136	Jagajivanram Nagar	11
122	Kempapura Agrahara	12
137	Rayapura	12
116	Nilasandra	13
47	Devara Jeevanahalli	13
109	Chickpete	14



BENGALURU MAP SHOWING INTENSITY OF POSITIVE CASES IN LAST 7 DAYS



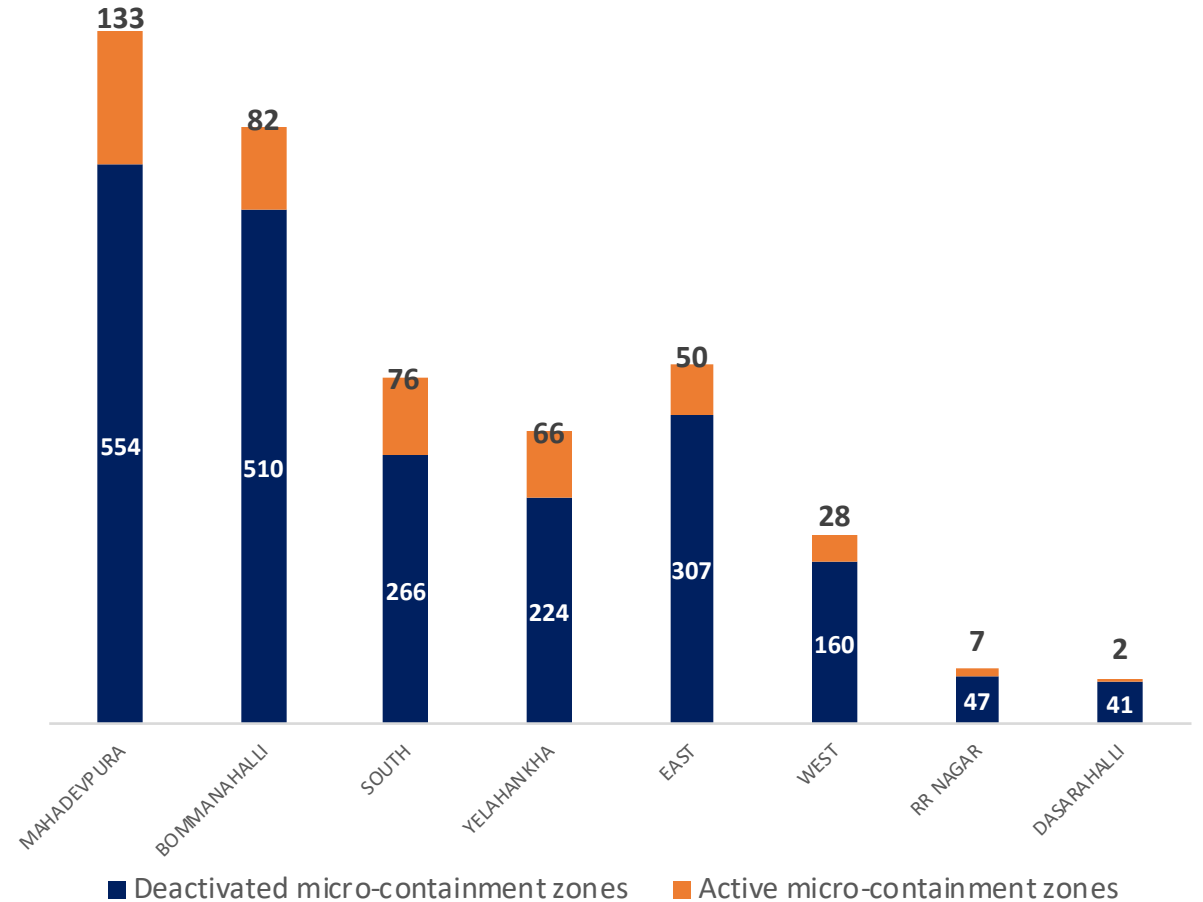
-  **Level 1 : 0 to 100 Cases**
-  **Level 2 : 100 to 250 Cases**
-  **Level 3 : 250 to 500 Cases**
-  **Level 4 : 500 to 1000 Cases**
-  **Level 5 : More than 1000 Cases**
-  **Zone Boundaries**



CONTAINMENT ZONE DETAILS



ZONE	TOTAL DECLARED	TOTAL DEACTIVATED	TOTAL ACTIVE
MAHADEVPURA	687	554	133
BOMMANAHALLI	592	510	82
SOUTH	342	266	76
YELAHANKHA	290	224	66
EAST	357	307	50
WEST	188	160	28
RR NAGAR	54	47	7
DASARAHALLI	43	41	2
TOTAL	2553	2109	444





COVID BED STATUS AS ON 19.01.2022

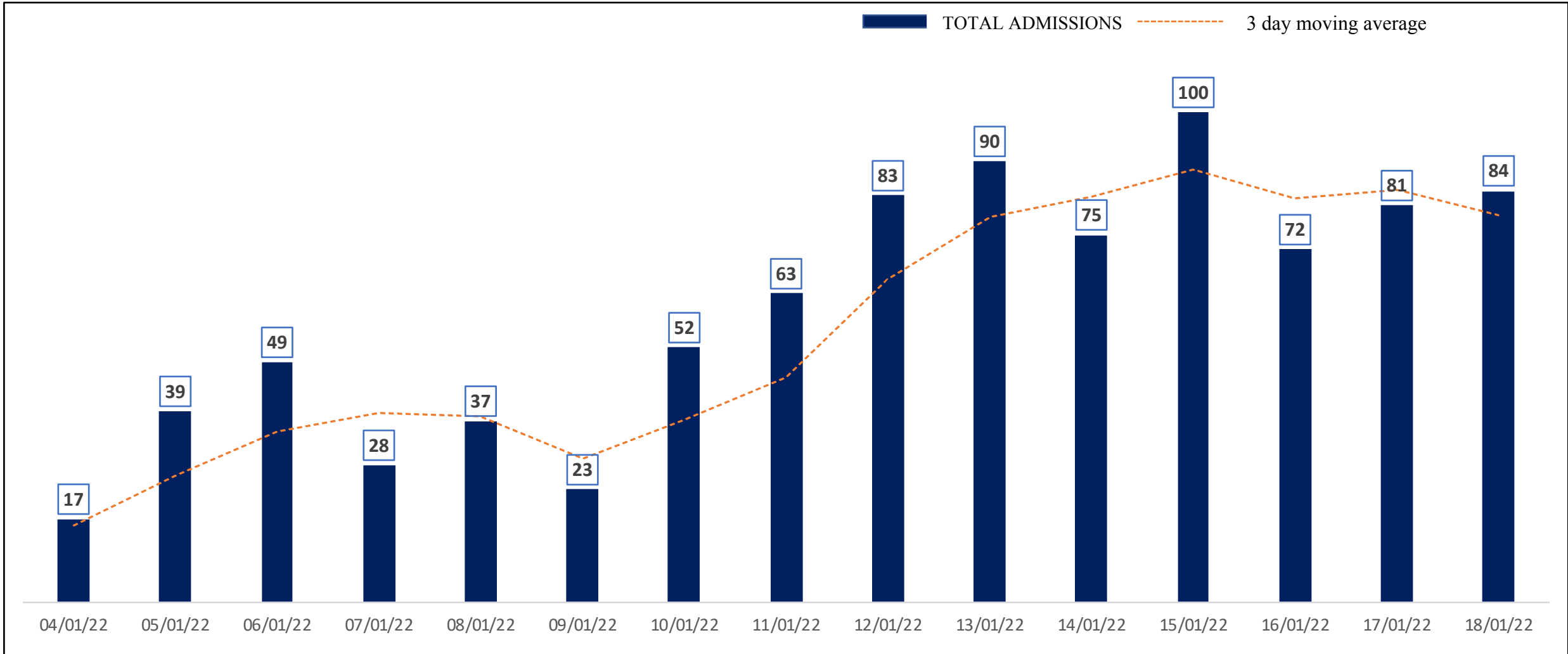


SR. NO.	Facility Type	No. of Hospital	Total Allocated Beds for C+ Patients					Occupied Beds for C+ Patients					Net Available Beds for C+ Patients				
			Gen Beds	HDU	ICU Beds	ICU-V	Total	Gen Beds	HDU	ICU Beds	ICU-V	Total	Gen Beds	HDU	ICU Beds	ICU-V	Total
1	Government Medical Colleges	4	120	255	33	27	435	28	94	21	7	150	92	161	12	20	285
2	Government Hospitals	18	731	307	80	117	1,235	131	56	10	11	208	600	251	70	106	1,027
3	Private Medical Colleges	12	1,592	1,719	181	189	3,681	31	29	25	15	100	1,561	1,690	156	174	3,581
4	Private Hospitals	31	840	442	157	117	1,556	28	11	13	8	60	812	431	144	109	1,496
5	Covid Care Centre	6	1,010					92					918				
Total Beds		71	4,293	2,723	451	450	7,917	310	190	69	41	610	3,983	2,533	382	409	7,307

* Status as on 19.01.2022 – 06:45PM



HOSPITAL ADMISSIONS LAST 15 DAYS TREND



* Only Government Quota Admissions through CHBMS considered

* Only Fresh Admissions considered

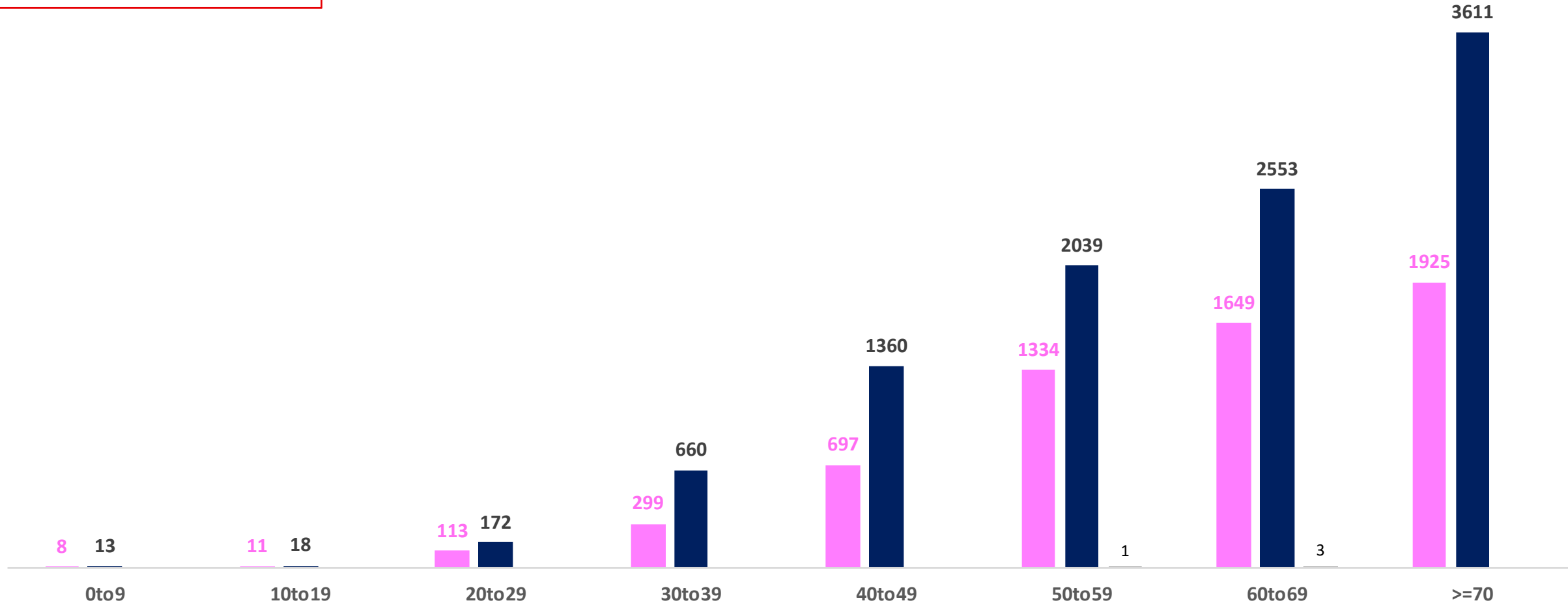


AGE AND GENDER WISE DISTRIBUTION OF DEATH CASES



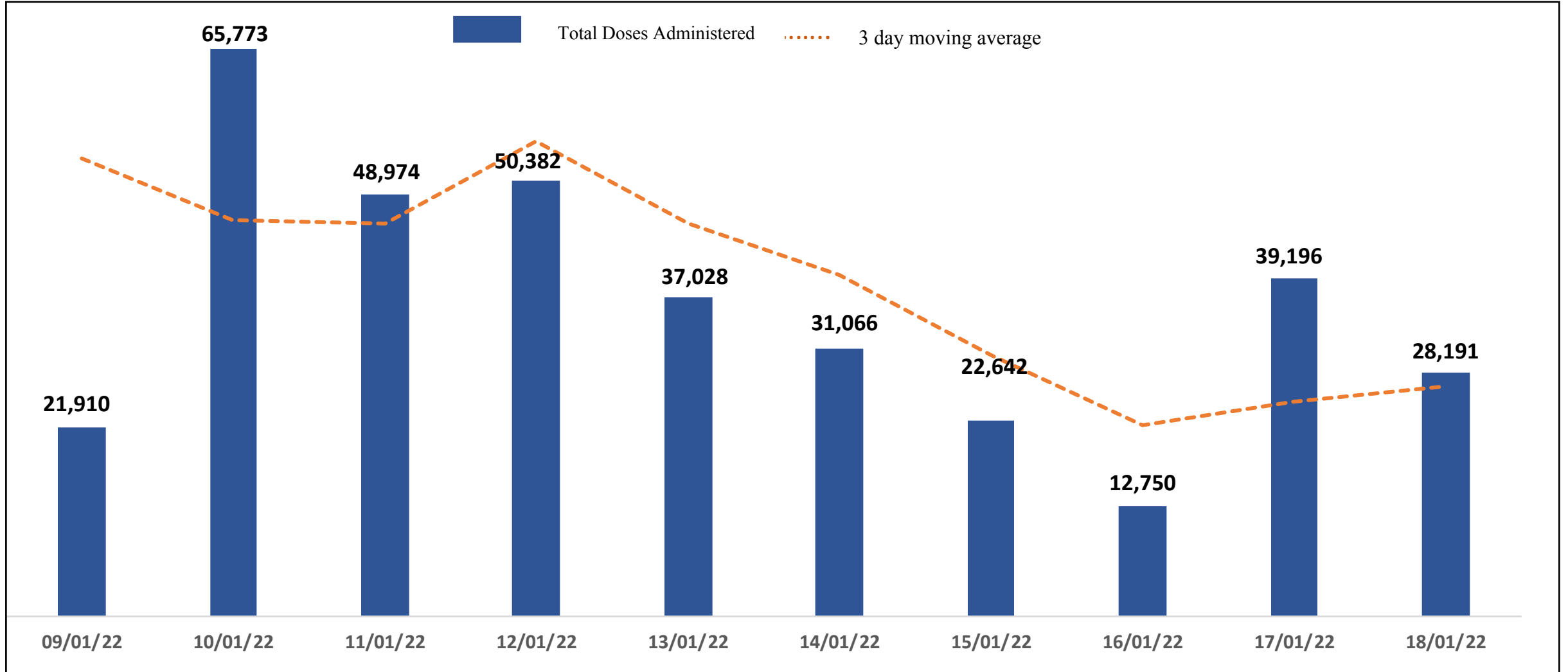
Death Cases: 16,471

Female Male Transgender



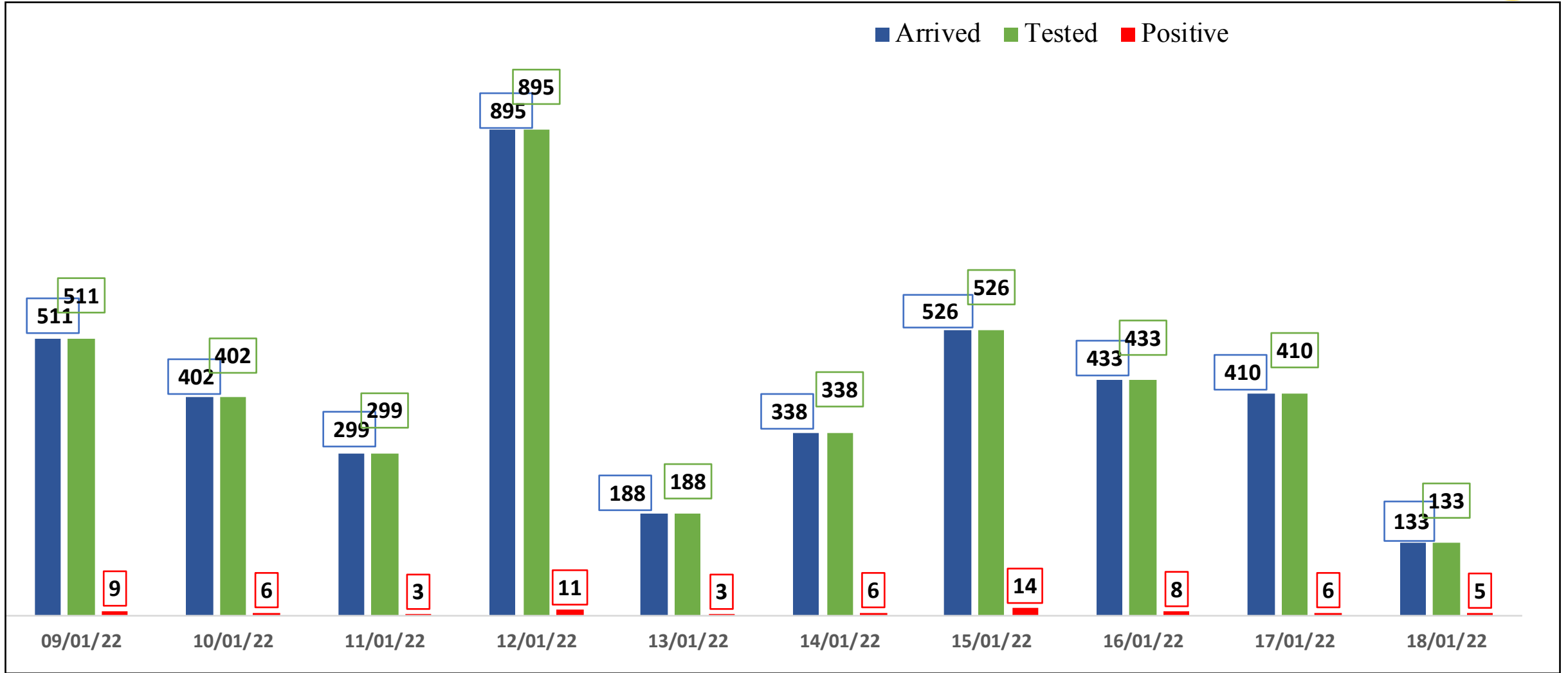


TOTAL VACCINE DOSES ADMINISTERED IN LAST 10 DAYS





INTERNATIONAL TRAVELLERS SURVEILLANCE IN LAST 10 DAYS

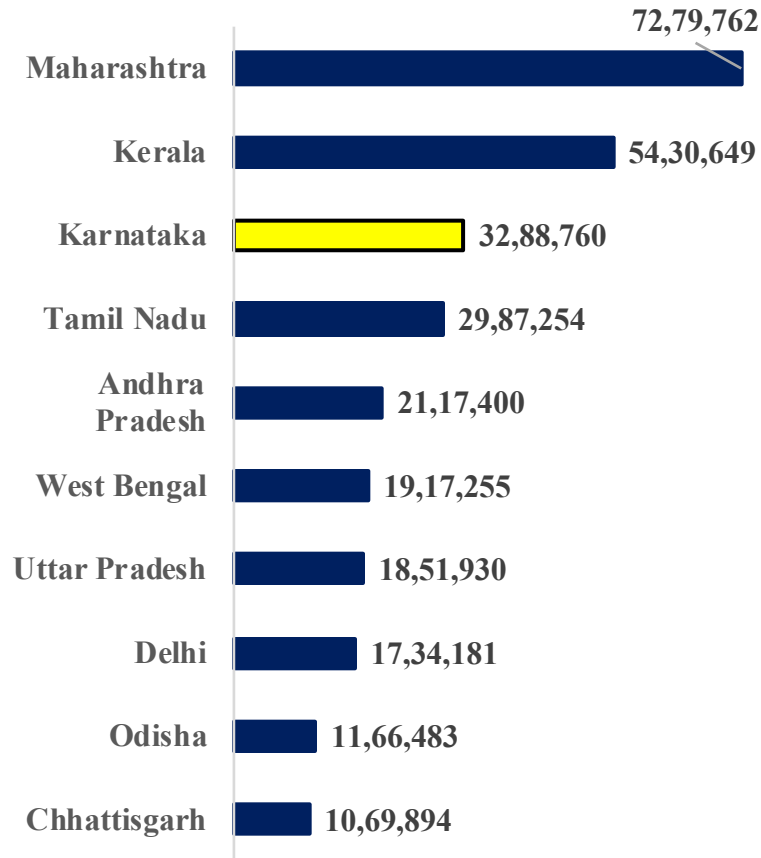




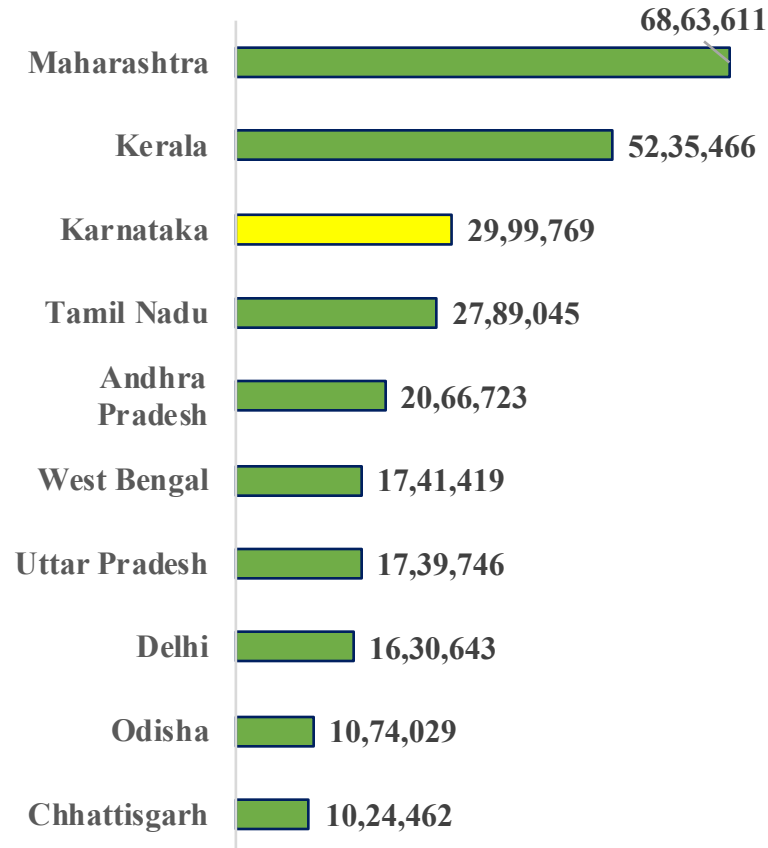
TOP 10 COVID19 AFFECTED INDIAN STATES



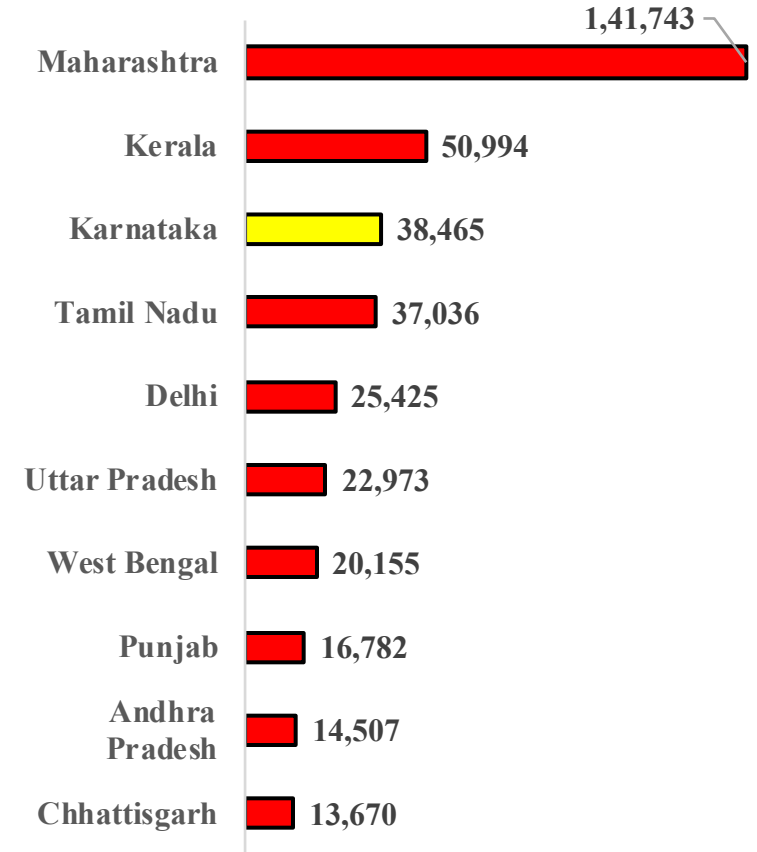
Total Positive Cases



Total Recovered Cases



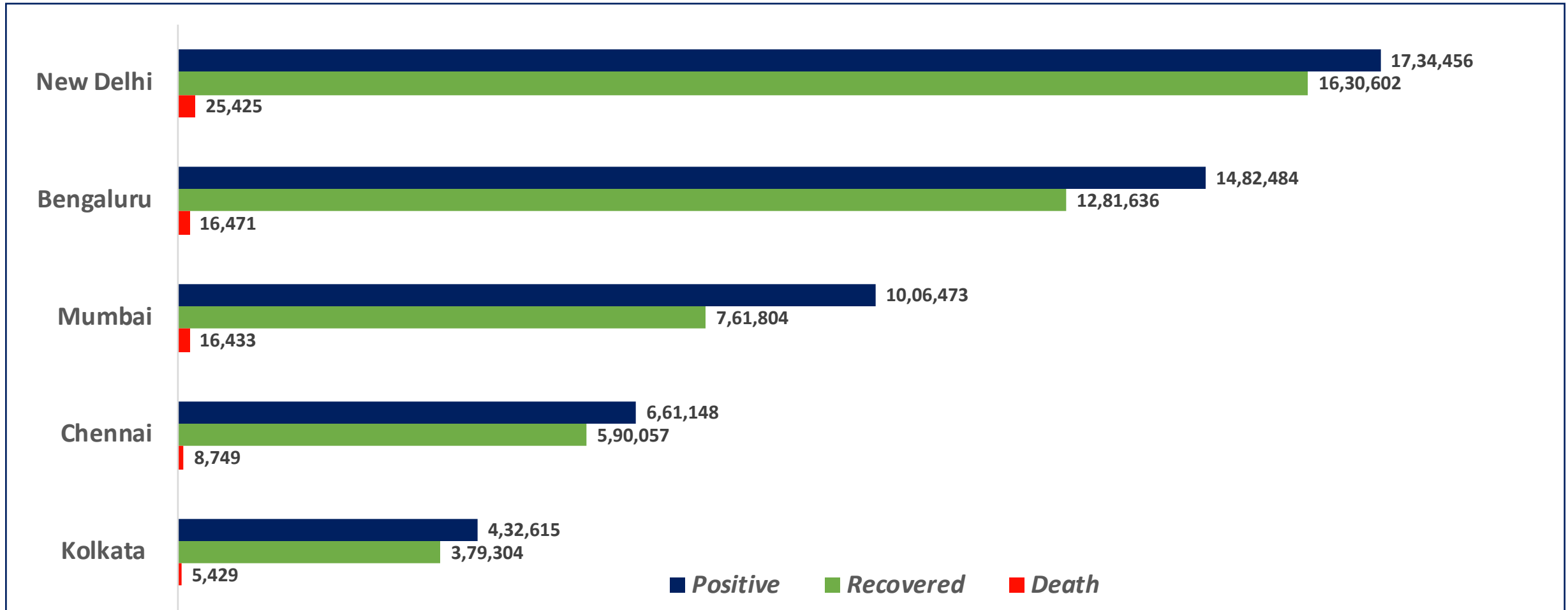
Total Death Cases



Source : <https://www.covid19tracker.in/> / at 6:20 pm (19.01.2022)



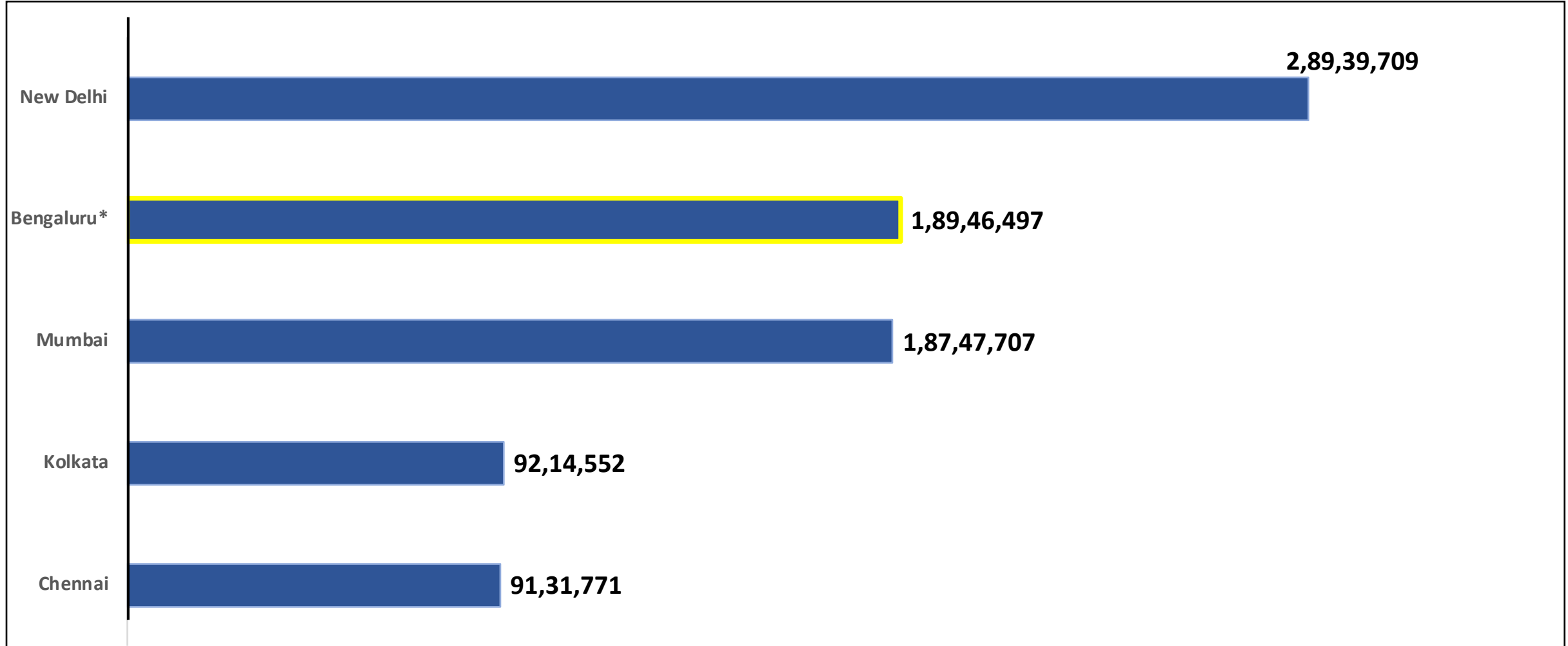
BENGALURU AND OTHER METROPOLITAN CITIES



Source : <https://www.covid19tracker.in/> at 6:20 pm (19.01.2022)



VACCINE DOSES ADMINISTERED IN BENGALURU AND OTHER METROPOLITAN CITIES



Source : <https://dashboard.cowin.gov.in/> at 6:20 pm (19.01.2022)

*includes BBMP & Bengaluru Urban



SNAPSHOT OF COVID-19 CASES IN BENGALURU URBAN



**Total Wards With
<=100 Cases* :
10**

**Tests Conducted
On 18.01.2022:
1,09,506**

**Recovery
Rate:
86.45%**

**Total
Active Cases :
1,84,377**

**Total Vaccinated on
18.01.2022:
28,191**

**Positivity
Rate* :
19.82%**

**Active
Rate:
12.44%**

**Case
Fatality Rate* :
0.03%**



*Total positive cases In the past 7 days

*CFR and positivity is for Past 7 days



ಬೃಹತ್ ಬೆಂಗಳೂರು ಮಹಾನಗರ ಪಾಲಿಕೆ
Bruhat Bengaluru Mahanagara Palike



Download BBMP Bulletin	https://apps.bbmpgov.in/covid19/mediabulletin.php
For BBMPCovid19 Bed Status:	https://apps.bbmpgov.in/covid19/en/Bedstatus.php
To register for vaccination :	https://selfregistration.cowin.gov.in/
BBMP COVID19 Dashboard:	https://apps.bbmpgov.in/covid19/
Follow us on:	 www.facebook.com/bbmp.comm1/
	 twitter.com/BBMPCOMM

ಆರೋಗ್ಯ ಮತ್ತು ಕುಟುಂಬ ಕಲ್ಯಾಣ ಇಲಾಖೆ

ರಾಷ್ಟ್ರೀಯ ಕ್ಷಯರೋಗ ನಿರ್ಮೂಲನಾ ಕಾರ್ಯಕ್ರಮ
2025ರ ವೇಳೆಗೆ ಕ್ಷಯರೋಗವನ್ನು ನಿರ್ಮೂಲನೆ ಮಾಡುವ ಗುರಿ

ನಿಕ್ಷಯ ಪೋಷಣೆ
ಯೋಜನೆಯಡಿ ಡಿ.ಬಿ.ಟಿ ಬೆಂಬಲ

- ಚಿಕಿತ್ಸೆ ಪೂರ್ಣಗೊಳ್ಳುವವರೆಗೆ ಕ್ಷಯ ರೋಗಿಗಳಿಗೆ ಪೌಷ್ಟಿಕ ಆಹಾರಕ್ಕಾಗಿ ಮಾಸಿಕ ರೂ. 500/- ಗಳ ಪ್ರೋತ್ಸಾಹಧನ.
- ಕ್ಷಯರೋಗ ಪತ್ತೆ ಮತ್ತು ಚಿಕಿತ್ಸೆ ವರದಿ ಮಾಡುವ ವಾಸಗಿ ವೈದ್ಯರು / ಆಸ್ಪತ್ರೆಗಳಿಗೆ ಪ್ರಕರಣ ಒಂದಕ್ಕೂ ರೂ. 1000/- ಗಳ ಪ್ರೋತ್ಸಾಹಧನ.

ವಾಸ್ತವ ಆರೋಗ್ಯ ಮತ್ತು ಕುಟುಂಬ ಕಲ್ಯಾಣ ಹಾಗೂ ವೈದ್ಯಕೀಯ ಶಿಕ್ಷಣ ಸಚಿವರಾದ **ಡಾ. ಬಿ. ನುರಾಹಲದ** ಅವರು "ನಾಡಿಯಾ ಬಾಡೇ ಹೆಲಿಗಂ" ಪ್ರಕ್ರಿಯೆಯನ್ನು ಸ್ವೀಕರಿಸಿರುವುದು.

ಎರಡು ವಾರಕ್ಕಿಂತ ಹೆಚ್ಚು ಕೆಮ್ಮು, ರಾತ್ರಿ ಬೆಳೆ ಉರ, ಬೆವರುಪುರು, ಕಂಠದಲ್ಲು ರಕ್ತ, ತೂಕ ಇಳಿತ, ಹಸಿವಾಗದಿರುವುದು ಕಂಡುಬಂದಲ್ಲಿ ತಕ್ಷಣ ಹತ್ತಿರದ ಸರ್ಕಾರಿ ಆಸ್ಪತ್ರೆಯಲ್ಲಿ ಕಳೆ ಪರೀಕ್ಷೆ ಮಾಡಿಸಿಕೊಳ್ಳಿ.

"ನಾವೆಲ್ಲರೂ ಜೊತೆಯಾಗಿ ಕರ್ನಾಟಕವನ್ನು ಕ್ಷಯರೋಗ ಮುಕ್ತ ರಾಜ್ಯವನ್ನಾಗಿಸೋಣ"

ಹೆಚ್ಚಿನ ಮಾಹಿಗಾಗಿ 24/7 ಉಚಿತ ಆರೋಗ್ಯ ಸಹಾಯವಾಣಿ 104 ಕ್ಕೆ ಅಥವಾ ನಿಕ್ಷಯ ಸಹಾಯವಾಣಿ 1800116666 ಗೆ ಕರೆಮಾಡಿ

Issued by:

Honorable Chief Commissioner, BBMP
Special Commissioner Health & IT, BBMP
MD, Bengaluru Smart City Limited

THANK YOU !

