



ಬೃಹತ್ ಬೆಂಗಳೂರು ಮಹಾನಗರ ಪಾಲಿಕೆ
Bruhat Bengaluru Mahanagara Palike



BBMP COVID-19 WAR ROOM 16.09.2022



OVERVIEW OF COVID-19 IN BENGALURU

CASE TRENDS ACTIVE CASES **2,480**

Confirmed Cases	Recovered Cases	Death Cases
230	213	0
18,69,754 #	18,50,287 #	16,987 #

HOSPITALIZATION **44**

ICU – V	ICU	HDU	General
-	16	6	22

INCLUDES GOVT. QUOTA AND PRIVATE WALK-IN HOSPITALIZATION

VACCINATION **2,829** 2,04,23,120 #

First Dose	Second Dose	Precaution Dose
80	331	2,418
96,72,428 #	94,66,447 #	12,84,245 #

TRIAGING

MTU
12
Tele Triage
201

ACTIVE CLUSTERS

5
Budding Clusters (<5 Cases)
5
Clusters (> 5 cases)
0

TESTING **10,564** 3,17,04,720 #

Positivity : 2.00%	RAT	RTPCR
*FOR LAST 7 DAYS	2,976	7,588

: indicates cumulative numbers till date



ABSTRACT OF COVID-19 SCENARIO IN BENGALURU

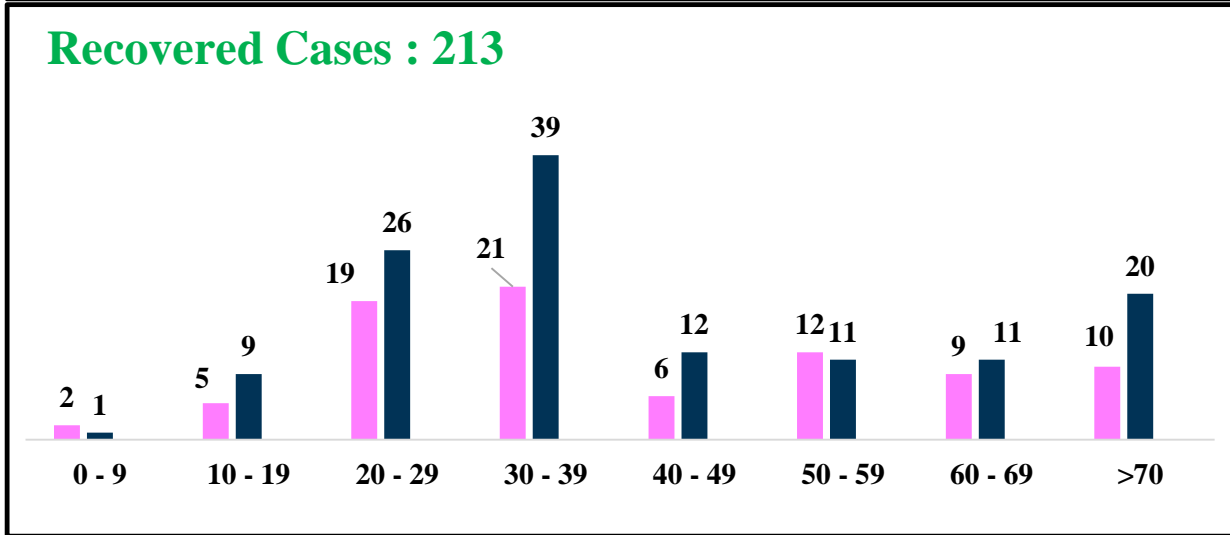
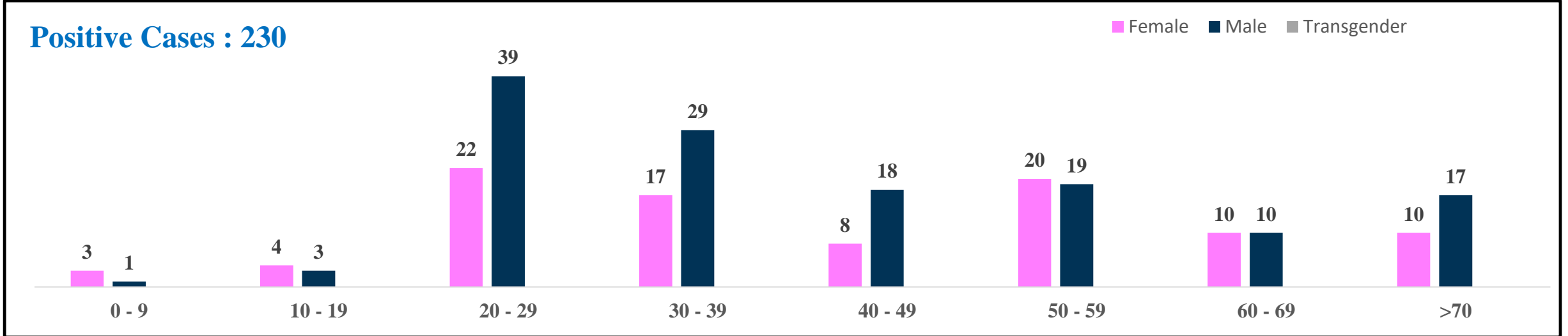


	MALE			FEMALE			TRANSGENDER			TOTAL		
	Last 24 Hours	Last 7 Days	Cumulative	Last 24 Hours	Last 7 Days	Cumulative	Last 24 Hours	Last 7 Days	Cumulative	Last 24 Hours	Last 7 Days	Cumulative
Positive Cases	136	954	11,02,096	94	721	7,66,766	0	0	196	230	1,675	18,69,754
Recovered Cases	129	1,075	10,89,679	84	848	7,60,514	0	1	187	213	1,924	18,50,287
Death Cases	0	4	10,759	0	0	6,224	0	0	4	0	4	16,987
Total Tests Done	In Last 24 hrs. : 10,564			In last 7 days : 83,812			Cumulative : 3,17,04,720					
Vaccine Doses Administered	In Last 24 hrs. : 2,829			In last 7 days : 26,037			Cumulative : 2,04,23,120					
ACTIVE CASES									2,480			

*Covid deaths occurred today : 00 | Covid deaths occurred beyond last 24hrs., reported today : 0

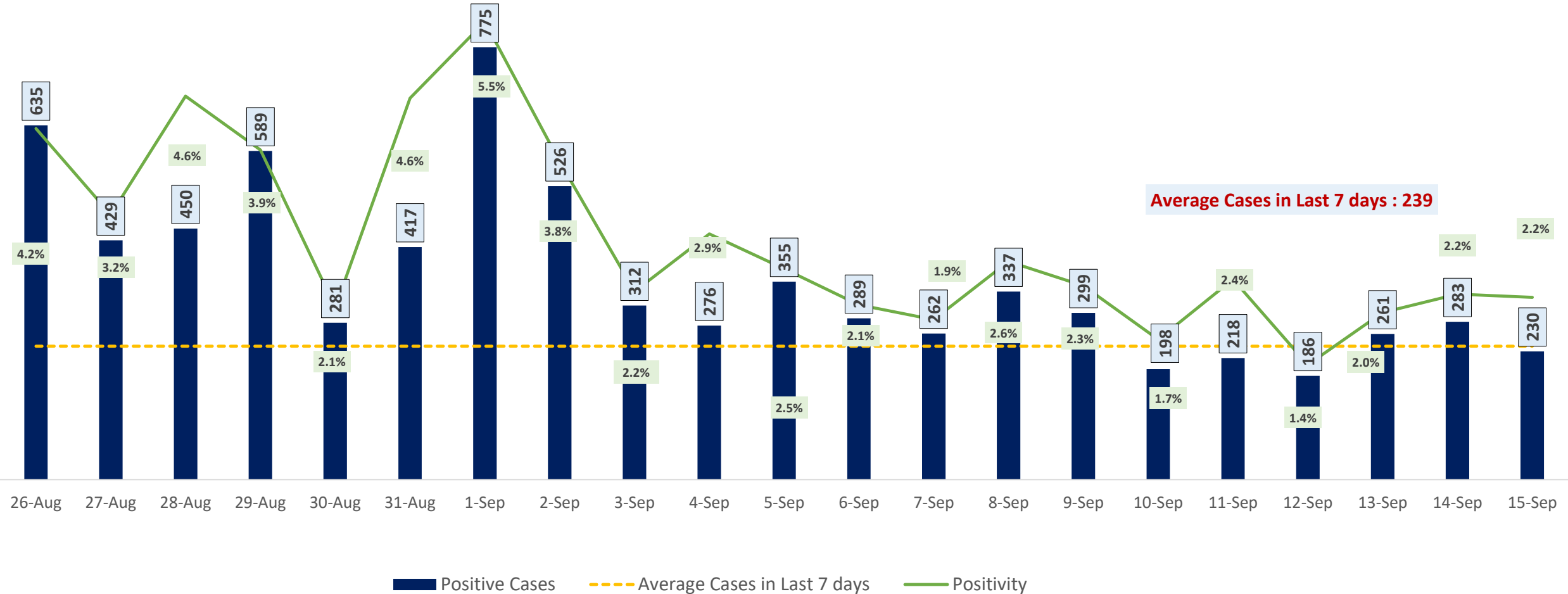


LAST 24 HOURS AGE GROUP AND GENDER WISE DISTRIBUTION





POSITIVITY RATE OF BENGALURU – LAST 21 DAYS

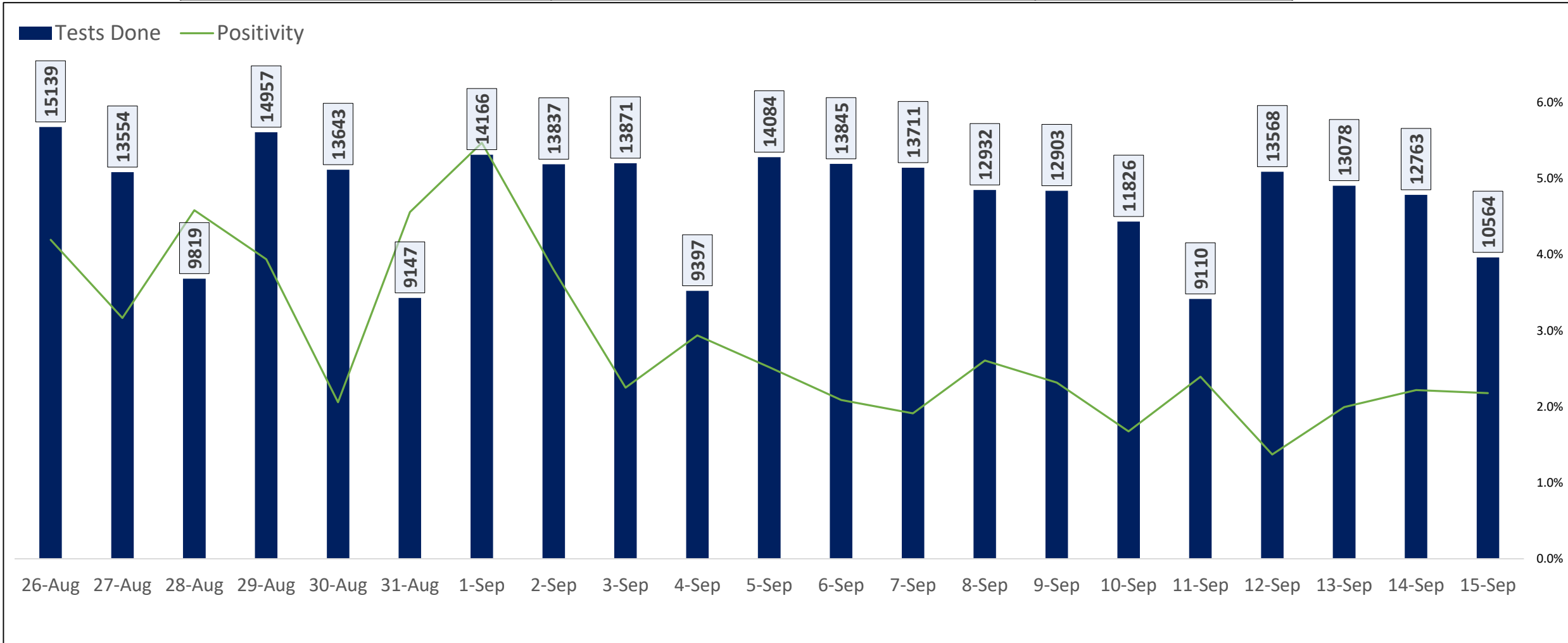




TESTING TRENDS IN BENGALURU

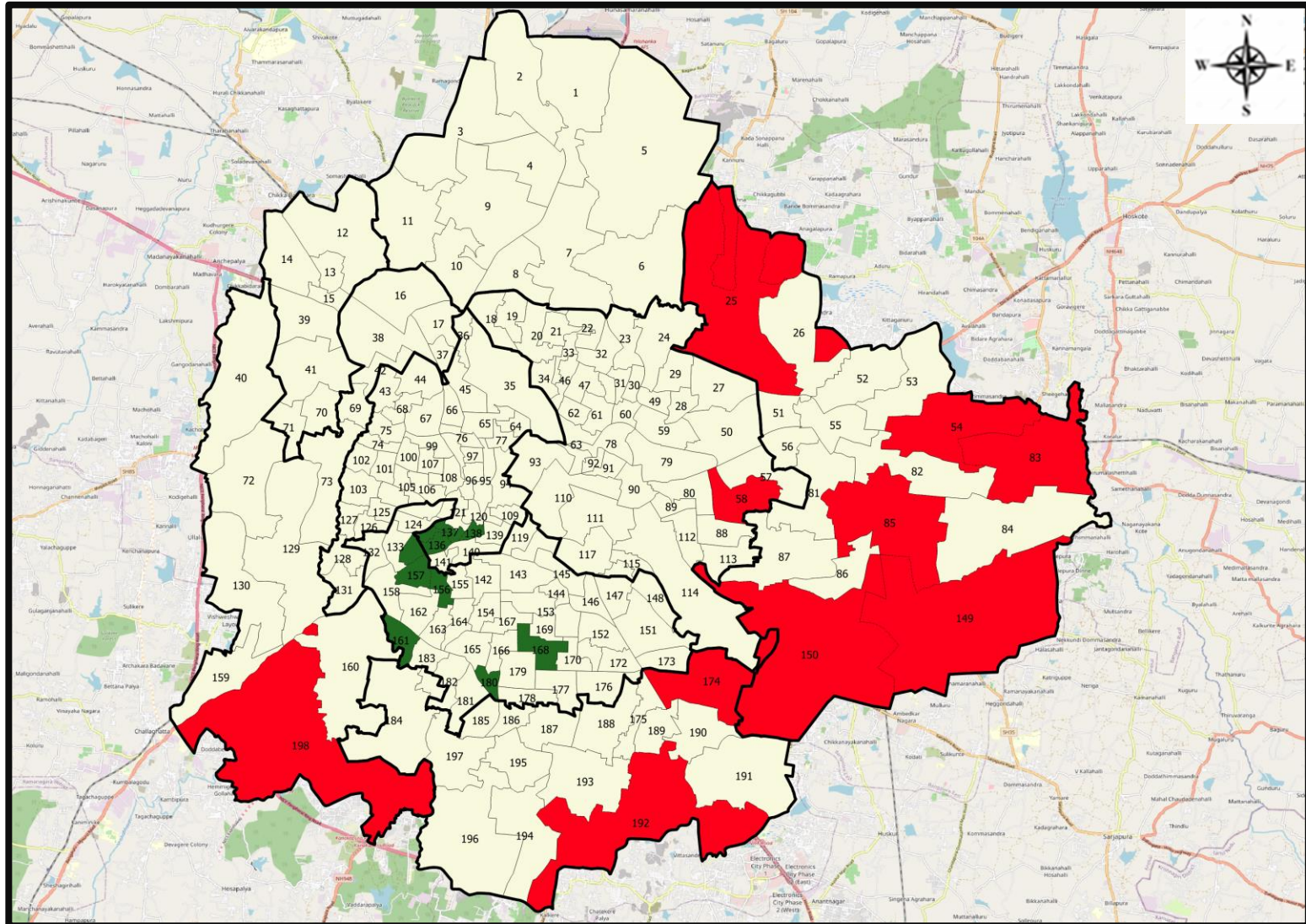


Total Test Conducted Till Date	Test Conducted Last 24 hours	Last 7 Days Average
3,17,04,720	10,564	11,973





BENGALURU URBAN MAP SHOWING TREND OF POSITIVE CASES IN LAST 7 DAYS



Top 10 wards reporting highest number of positive cases in last 7 days

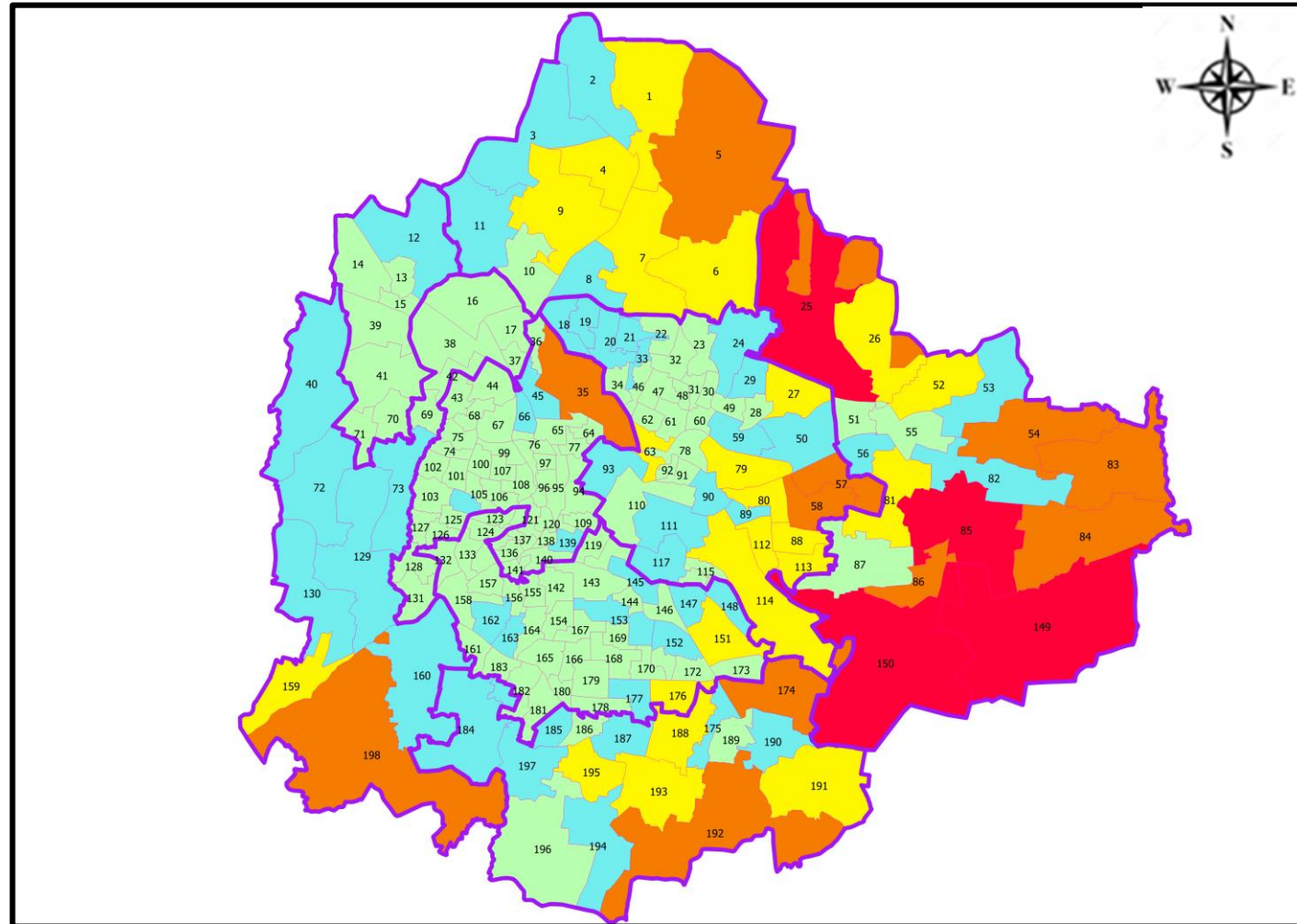
Ward No.	Ward Name	Daily Cases Average
150	Bellanduru	17
85	Dodda Nekkundi	10
149	Varthuru	9
25	Horamavu	8
174	HSR Layout	7
192	Begur	7
83	Kadugodi	6
198	Hemmigeputa	5
54	Hudi	5
58	New Tippasandra	5







Top 10 wards reporting least number of positive cases in last 7 days

Ward No.	Ward Name	Daily Cases Average
134	Bapuji Nagar	0
135	Padarayanapura	0
136	Jagajivanram Nagar	0
137	Rayapura	0
138	Chalavadipalya	0
156	Srinagara	0
157	Gali Anjaneya Temple	0
161	Hosakerehalli	0
168	Pattabhiram Nagar	0
180	Banashankari Temple Ward	0



BENGALURU MAP SHOWING INTENSITY OF POSITIVE CASES IN LAST 7 DAYS



-  **Level 1 : 0 to 5 Cases**
-  **Level 2 : 5 to 15 Cases**
-  **Level 3 : 15 to 25 Cases**
-  **Level 4 : 25 to 50 Cases**
-  **Level 5 : More than 50 Cases**
-  **Zone Boundaries**

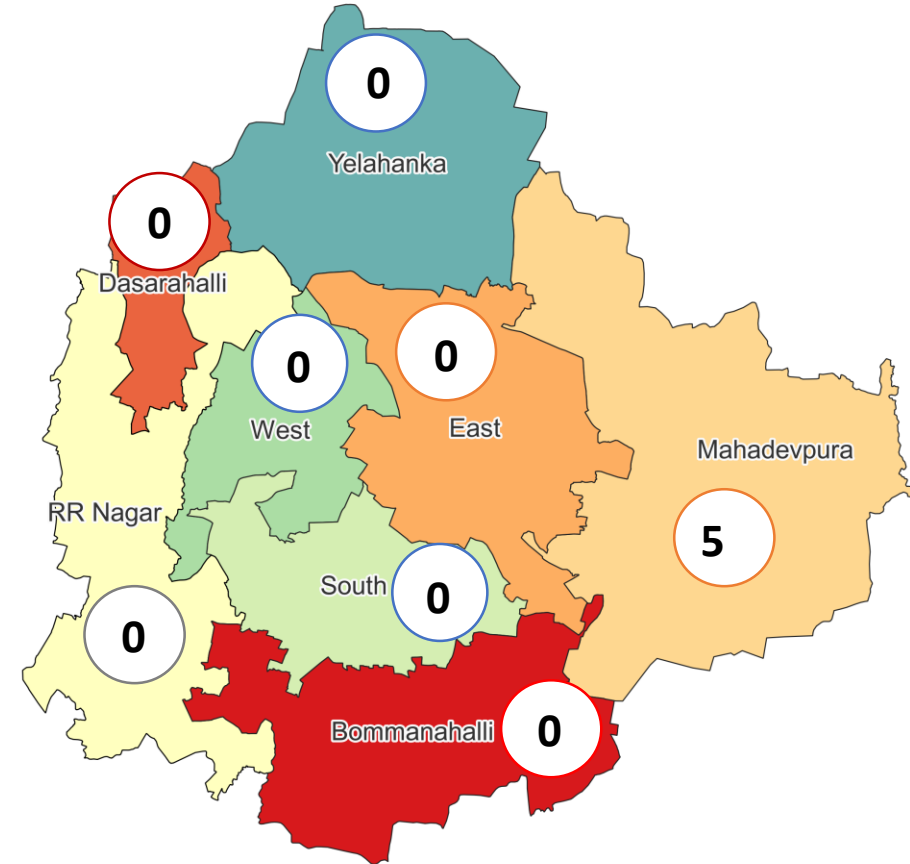


CLUSTER DETAILS



Zone Name	TOTAL CLUSTERS	Budding Clusters	Clusters	Outbreaks
		Less Than 5 Cases	5 To 14 Cases	More Than 14 Cases
BOMMANAHALLI	0 (-)	0 (-)	0 (-)	0 (-)
DASARAHALLI	0 (-)	0 (-)	0 (-)	0 (-)
EAST	0 (-)	0 (-)	0 (-)	0 (-)
MAHADEVPURA	5 (-)	5 (-)	0 (-)	0 (-)
RR NAGAR	0 (-)	0 (-)	0 (-)	0 (-)
SOUTH	0 (-)	0 (-)	0 (-)	0 (-)
WEST	0 (-)	0 (-)	0 (-)	0 (-)
YELAHANKHA	0 (-)	0 (-)	0 (-)	0 (-)
TOTAL	5 (-)	5 (-)	0 (-)	0 (-)

Total Active Clusters



Types of Clusters

Zone Name	Apartments/ Villa	Individual House	Hostels/Quarters	Others	Schools/Colleges
BOMMANAHALLI	0 (-)	0 (-)	0 (-)	0 (-)	0 (-)
DASARAHALLI	0 (-)	0 (-)	0 (-)	0 (-)	0 (-)
EAST	0 (-)	0 (-)	0 (-)	0 (-)	0 (-)
MAHADEVPURA	5 (-)	0 (-)	0 (-)	0 (-)	0 (-)
RR NAGAR	0 (-)	0 (-)	0 (-)	0 (-)	0 (-)
SOUTH	0 (-)	0 (-)	0 (-)	0 (-)	0 (-)
WEST	0 (-)	0 (-)	0 (-)	0 (-)	0 (-)
YELAHANKHA	0 (-)	0 (-)	0 (-)	0 (-)	0 (-)
TOTAL	5 (-)	0 (-)	0 (-)	0 (-)	0 (-)

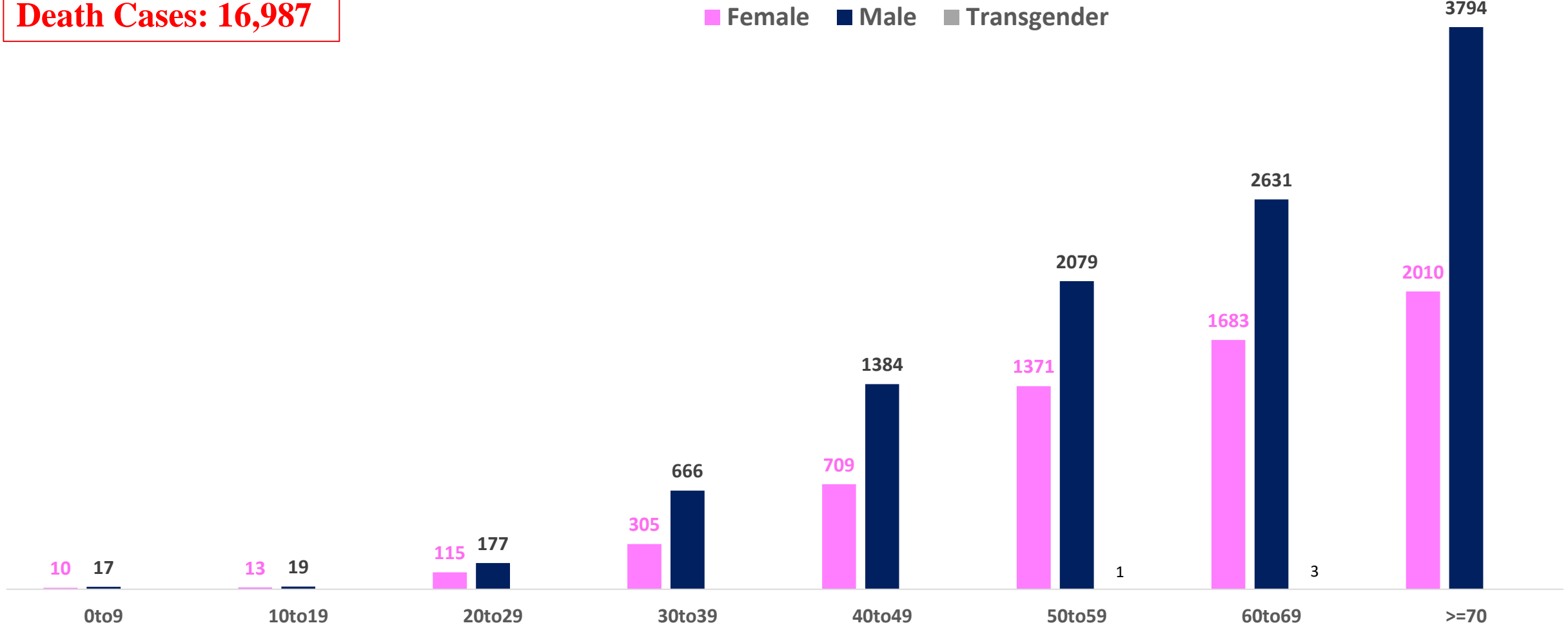
▲▼ : Shows increase and decrease in numbers as compared to previous day



AGE AND GENDER WISE DISTRIBUTION OF DEATH CASES



Death Cases: 16,987





COVID-19 SCENARIO IN BENGALURU AND OTHER METROPOLITAN CITIES



CITY NAME	Positive Cases	Active Cases	Recovered	Deceased	Vaccine Doses Administered
New Delhi	20,02,145	546	19,75,102	26,497	3,69,81,566
Bengaluru*	18,69,754	2,480	18,50,287	16,987	2,36,84,701
Mumbai	11,47,718	1,309	11,26,687	19,722	2,20,77,628
Chennai	7,88,824	2,257	7,77,498	9,069	1,12,58,843

Source : <https://dashboard.cowin.gov.in/> at 4:50pm (16.09.2022)
Source : <https://www.covid19bharat.org/> at 4:50pm(16.09.2022)

*includes BBMP & Bengaluru Urban



SNAPSHOT OF COVID-19 CASES IN BENGALURU URBAN



**Total Wards With
< =10 Cases* :
137**

**Tests Conducted
on 15.09.2022:
10,564**

**Recovery
Rate*:
98.96%**

**Total
Active Cases :
2,480**

**Total Vaccinated
on 15.09.2022:
2,829**





**Positivity
Rate* :
2.00%**

**Active
Rate*:
0.13%**

**Case
Fatality Rate* :
0.24%**

*Total positive cases In the past 7 days

*CFR and positivity is for Past 7 days

Download BBMP Bulletin	https://apps.bbmpgov.in/covid19/mediabulletin.php
To register for vaccination :	https://selfregistration.cowin.gov.in/
BBMP COVID19 Dashboard:	https://apps.bbmpgov.in/covid19/
Follow us on:	 www.facebook.com/bbmp.comm1/
	 twitter.com/BBMPCOMM
	  BBMPSplHealth

Issued by:

Honorable Chief Commissioner, BBMP
Special Commissioner Health & IT, BBMP
MD, Bengaluru Smart City Limited

THANK YOU !

